

Walk-through to A Struggle With Sin 0.3.0.0

General information: I know that it's tempting to use Save-Edits on the game. Be aware that **changing game variables, switches or items might break the game** as many of them are connected. This will also lead to the skipping of scenes and dialogue. I try to keep grind at a minimum as I hate this stuff as much as most of you do. So whenever you have to repeat an action I try to add in new dialogue or images so that there is always something new.

If you stumble into money problems look at the [Tips and tricks](#) section at the end of the walk-through.

Green = New content

After the intro:

- You can now regen energy/health by sleeping in the hay at the village
- You can pass time in the village and outside of it by pressing **T**
- You can open the Relationship overview with **R**
- Items **I**, Powers **P**, Equip **E**, Quest Journal **J**
- You can add a description to your save file if you press **N** on the game map

I will often use A for Affection, C for Corruption in this Walk-through

The Max A&C for a character will rise with the storyprogression, I will add the current maximum at the top for each but this doesn't mean that you can raise it that high from the start (and please don't do it with Save-Edits because this will break other code)

Talents you at minimum need to complete the current story:

Dexterity: 1

Perception: 1

Intelligence: 2(+2 from Mira's quest) = 4

Witchcraft: 1(+1 from quest) = 2

Quests you should do first to enable all options:

Mira up until reading 2

Lucius "control your lust" (requires reading)

Bianca to learn lockpicking

John to learn forging

1. Intro


1. Picking up your bow from the wall
2. Walk across the river and watch the guard captain train with one of the soldiers. **You learn Defensive strike**
3. Walk inside the Inn and talk to the Innkeeper to get something to drink.



- Optional: Kate asks you to find her ring.

If you keep it for yourself: +1 corruption. Else: +1 Affection from Kate

4. Talk to Marcus and Mira after that follow Marcus inside the hut. You get to choose if you want to interrupt or stay hidden.
5. After leaving Dave will show up to give you a beating. Counter him by using the Defensive strike. +1 Affection Mira
6. Walk north into the forest and walk up to the lookout. First encounter with a deer which you will always fail because you are drunk.
7. Walk home across the bridge and choose whatever you like.
8. Walk first to your hut (left of the inn) then to Emily's house (north of it) then to the mayor's house (cross the river to the NE)
9. Talk to Rick inside the inn and afterwards to Thomas the innkeeper
10. Leave the village to the north into the forest to find the hidden path



11. Take the path to the valley to the left

12. Inside the hut pick up the silver and use the Fire stones to light the candle



13. Pick up 4 books from the bookshelve (until the MC tells you he has enough) and leave the hut.

14. In the encounter with the witch pick whatever you like. If you chose to fuck her this will count to her corruption value (see Gwen)

15. Intro completed

2. Mira (Your childhood friend, lives with her mother Emily) (Max A =20)

1. Walk inside Emily's Hut and talk to Emily. She will put you on a task to get Wood and something she can cook. To get wood you have to talk to **Tia** for cooking. You can hunt at the lookout or if you worked on the field for Penny give her vegetables (carrot/cabbage)
2. Talk to Mira (make sure your lust is below 80) ask her what she's reading
3. Go to the shop and talk to Lucius. Talk about „I was wondering“ - „Say nothing“ to add Anesthetic to his shop list. Pick „I was wondering“ again, „tell him“ - „What if...“ which will Add the quest Control your Lust
4. Pick the parchment from the shelf (50 copper)
5. Walk to the lookout in the forest and pick up charcoal



6. You now need to talk to Mira after dinner which is only possible if you complete Emily's task. So either hunt for a rabbit (which will give you one Affection from Emily) or buy vegetables at the shop. For wood talk to Tia and buy or help her chop wood.
7. Make sure lust<80 (P). Talk to Mira and get reading 1. do the same thing again to get reading 2
8. If you are at 7 Affection you can put your arm on her back while reading
9. repeat at 8A hand on back and keep it calm
10. repeat at 9A kiss her
11. at 10 repeat kissing 2times. Emily will find out about the two of you. This will start the quest "Learning the truth"
12. You now need to get access to your old house. You can either pay for it (mayor's house) or if you've learned lockpicking through [Bianca](#) enter the house past midnight
13. Open the door to Marcus room (either strength or lockpicking)
14. Read the letter on the desk, than search the room for a hidden path
15. There is a torch in the house near the fireplace (If you didn't already pick it up)
16. Enter the hidden chamber and find the letter on the table. (The letter will be in your inventory after this and **you can read it again anytime for some extra information**)
17. Walk to Emily's house, Mira will open the door and have a conversation with you.
18. Visit Mira during the day in the church's basement. You now need to find a book for her in the Mayor's library, see [the mansion](#), in the library you can find the book on the top left side of the room.
19. At 4pm Mira will leave the church. Walk into the cellar and interact with her working table.
20. The next day spy on her while she is working in the church (Star marked location)
21. Repeat that on the next day
22. Talk to her at home during the evening. This will trigger the task to build an oven for her
23. Visit John in the smithy. You must have learned how to forge (see [John](#)) then he will give you a recipe to build an oven. For that you need 5 copper bars. One option to get copper is to buy the pickaxe from Lucius shop and mine the copper veins in the deep forest and near the ruins or you can kill enemies and hope for rusted swords that you can smelt at the forge.
24. Built the oven at the anvil
25. Install the oven in Mira's room and put wood in it (you want to have 3+

wood in it at any time. If you lack wood the best way to get it is to run around the forest with [Tia](#) in group

26. Talk to Mira in the evening while there are 3+ wood in the oven and repeat this until Emily will make you climb out of the window.
27. The next day wait until Emily went to her bedroom (10pm) then spy on Mira's door. There should be an option to walk in. If not cancel and make sure Emily really reached her endpoint then try again.
28. You can repeat this scene with additional poses the next evening at 10pm in the same way. If you change position 3+ times Frisha will watch you. This will add dialogue for her scene when you fuck Frisha in Emilys room
29. You can now talk to Emily about Mira again, but she will tell you to leave her be for as long as she is an acolyte in the church.

Additional:

- You can spy on Mira during the night when she is preparing for bed (22h) just be sure to not get caught by Emily
- If you got 10+A with Mira after Emily's quest started you can kiss her again or ask her for support to get Emily's ransom

3. **Tia** (Woodcutter north of the village) (Max A&C = 21)

1. Talk to her (lust<80) to chop wood, repeat (if Affection < 2 she will need another round of chopping)
 - After your strength increase from chopping trees you now know how to do this. There is an axe near the old ruins on a stump. With it you are now able to cut trees in the forest
2. Affection 3+: Talk to her about the topics. Beginning Interests to top. On „how she gets by“ Disagree with her. After talking about Origin you need to talk to Rick about Tia and tell him to get more information. (Talk to him Early morning at the bridge or at the inn during the evening)
3. Affection 7+: Chop 2 times more and you can choose to kiss her she will ask you then to visit her at home.
4. Visit the house of her mother (Katherin) to the west of Arenfield between 16:00-20:00
5. Now talk to Tia in the house and take her to the way left of the house, down into the forest. From there go East to the bridge and then north up the river.
6. In the deep forest you can reach Rumah village in the NW
7. After you arrive in the corner Raaisha will attack you. If your INT talent is

above 3 you can talk yourself out of that fight.

8. Now in Rumah village you have to get your reputation up to 5:
 1. Talk to Raaisha again (make sure you have enough health) and win against her in a 1on1
 2. Talk to Raaisha after you won against her, she will send you to rescue 2 of her hunters. 1. is to the East near the orc camp the 2. is to the south both in the deep forest
 3. Talk to the blond haired guy near the palisade, he wants meat from rabbits and roses. You can either hunt them or buy them at the inn from Thomas
 4. Talk to the guy below the chieftains hut, he's the lumberjack of the village and asks you for 20 wood logs. With Tia in the group you can cut down some of the trees in the forest. Every 3 days also new trees will spawn
 5. Talk to Hiba (woman in the middle of the village near the water bowl) and give her a bottle of wine (buy from Thomas at the inn)
9. Talk to the chieftain again and choose reputation. (Tia has to be in group and her A for you at 15+, if below sleep with her in your hut for a few days)
10. You can talk to Katherin after the events, this is the current end of Tia's story. For other events in Rumah Village see the subsection
11. Tia can now stay in Rumah Village if you walk to the star near your hut. By talking to her you can make her dress as a proper wanita while in the village (this will be expanded in the future)
12. If Tia's has c11+ and is in her tribal wear near your hut you can now fuck her at the fire
13. Talk to Dasan. This will update the quest log to search for his father's body. Dialogue with Raaisha will also update after every major event.
14. To start the anal with Tia you must have had sex with Hiba and you must raise Tia's C to 11+. Then have sex with her in your hut. The next time you sleep in your hut with her she will give you the option to talk about anal. Now there are two options, option 2 will be used in this to continue "Fate of the Rumah"
 1. Just continue training with her every day until she is prepared for sex
 2. Visit her mother to get a book about potions (can also be done after the quest is completed).
 - You can now fetch water in Arenfield at the barrel next to the fighting pit for the other recipes.
 - For the lubricant you need shrooms that you can find in the well next to the orc camp.
 - Buy a rope at Lucius shop, then use it by clicking on the left side

of the well in the deep forest. Inside the well you will find the shrooms (They regrow every 3 days)

- You will also find Ibhar's body. If you have at least perception 1 inspect his body again until you notice that he's holding something in his hand.
- Use the craft menu (press 'C') to create the lubricant
- The next time you have anal with Tia use it

15. You now have 4 (2 if non ntr) options to continue:

Talk to the guard next to the entrance of Rumah (save the game before doing this), when the option pops up show the Piece you found in Ibhar's hand →(a.) Dasan will run away

or don't show it and fight him. If you defeat him (b.) he's dead.

For ntr: you can (c.) lose the fight if Tia is currently present in Rumah (was in your group or is standing there) to save you she will take the punishment after that you must talk to Dasan again (Tia will now when ever you leave her at Rumah have sex with hunters at 6pm and with Dasan at 9pm.

Or (d.) instead of talking to the guard you can make a deal with him.

16. Now you have to scout the orc camp. To do that walk up the path near the waterfall where you've rescued the hunter before and walk towards the river (must have Tia in group), **If you did (a/b) you should be prepared for this, this means: Have the best possible equipment, be completely rested/feeded, you should be level 8+ and buy 5 ropes from Lucius shop (he restocks them every monday)**

17. Back at Rumah you now have to choose (depending on your previous path) if (c/d) one of the girls will leave with the orcs. If (a/b) you can choose to fight them instead.

18. The next steps differ depending on if you are on Dasan's route or if you've become the chieftain:

1. Dasan: Follow the quest log and talk to Dasan until he tells you that you can just go to the orcs and challenge Gurtak. For that one of the women has to be there at the time. Challenge and win against him. This will bring Maui to show herself (If you fucked her before after 0.2.5 her dialogue changes a bit). Now you can make a deal with Gurtak. Back at Rumah the quest is completed. You can now also fuck Raisha if you talk to her in the morning before she has sex with Dasan. Orcs will no longer attack but if you talk to Dasan you can send one of the women to them.
2. You can now challenge Gurtak to a duel in his camp and afterwards

make a deal with him or use witchcraft on him (in case you completed Gwen's story to that point)

3. Chieftain:

1. Umin will talk to you after the battle and you should go see him (right under the chieftains hut). Rumah villagers will now collect resources every day. You can boost their morale by putting wine bottles on the bench near the palisade or (ntr) you can talk to him (workerstatus) and he will ask you if you want the women to entertain the men (can be changed back afterwards by talking to him again about this). If motivated the workers will gather more resources. Wine will be consumed over time.
 2. You can now enter the chieftains hut and talk to Raaisha/Tia if they are in Rumah and you can collect the gathered resources there, Raaisha will ask if you could help the wounded. Talk to one of the men sitting under the fire, he will ask for healing tincture for him and the other wounded (can buy it at Katherin's house) after that talk to Raaisha in the hut again and she will give you a handjob.
 3. Gather resources and talk to Umin about building defenses. To get copper bars you must have completed [John's quest](#) you can then smelt the copper ore in his smithy into bars. Ropes and nails can be bought at Lucius store.
 4. Build the towers first. The gate is optional and will only give towers more time to shoot at the orcs.
 5. After the first battle you can Talk to Raaisha again in the chieftains hut.
 6. Now you have to fight the orcs 2 times. If people get wounded, talk to them near the fire again. On the second attack you might have to run from the orcs coming at you and lure them near the towers so they get shot.
 7. Now walk into the orc camp and fight Gurtak. After you won you can either kill him or make a deal with him or use witchcraft on him (in case you completed Gwen's story to that point) to end the attacks on Rumah.
 8. Back in Rumah you can now talk to Raaisha again and she will become your wanita. If her corruption is higher than 4 (blowjobs) she's also willing to have sex outside of the hut.
4. In both paths you can visit Katherin after the events of the first battle. Bring Tia with you and she will teach both of you the nature talent which allows you to detect plants in the forest. You can mix them into

healing tincture if you did Tia's anal quest or just sell them. It would make sense to raise this talent only with Tia as the MC already has some other talents to keep in check.

Corruption:

19. Corruption: If you completed the „control your lust“ quest from Lucius you can spice her water (which she will ask you to bring her at 7+A) go to the Water barrel next to the fighting pit. Afterwards use your Masturbation skill.
At 2+ corruption she is OK with you touching her in the open (100 lust talk to) (As an alternative you can just make her become your wanita and then increase her corruption with blowjobs in your hut)
20. At 5 corruption you can grope her breasts and she is willing to give you a blowjob in Arenfield
21. With Tia in group and her corruption above 5 use your masturbate skill to increase her corruption (new animation for that)
22. There are several dialogue changes depending on how high her corruption is in Rumah Village. If you get her corruption above 11 you will see them all but it might interest you how she reacts if below 11.

NTR:

23. Watch her cut wood once per day, lose to the charging orc while Tia is at 4+ corruption.
To revert: Every time you win against the orc this will **reduce** Tia's interest in them.
24. When in the Hunting ground and the orc scouts attack lose to one of them with Tia in group (Feign death potion from Katherin)
25. Lose to the Orc brutes with Tia in group (Warning this will result in the losing of her virginity. If you want this for the MC try to not lose until after the reputation event in Rumah Village)

4. Kate (waitress at the inn) (Max A&C = 40)

1. If you stay the night at the inn (Claire quest or pay for your stay) you will see her talk to Thomas at 0am.
2. During the evening (18-20:59h) talk to Rick in the tavern and ask him for a

drink

3. Build up affection from Kate by giving her tips, and for winning fights against drunken soldiers.
4. At 10A you can put your arm around her when she's sitting at your side of the table (depends on if you talk to the PC or to Rick)
5. Talk to her while she is dressing for bed and sit with her. Confess your affection and you will start a relationship with her.
6. At 20A you can go to your room with her (If you rented it from Thomas, you have to pay your bill first to do this, with a Key you can always enter the inn even at night)
7. At 20A you can tell Thomas to stop blackmailing Kate if you help her in the evening. (If you want to go into NTR with Kate read the NTR part below before doing this)
8. At 20A you can tell Rick that you are in a relationship with Kate when the two are talking outside the inn at 12pm
9. After 7. talk to Kate in her bedroom to make your relationship with her official
10. If you got wine (or cumwine) with you (Buy from Thomas or steal from the cellar) you can offer it to Kate (during the evening talk in her room) and she will show you some of her moves. During this you can decide if you want to allow her to dance during her serving in the evening. If you allow it you can now move to the stage in the tavern during the serving minigame.
11. During the afternoon watch her cleaning the tables in the tavern and touch her butt. Do this for 3 days
12. During the evening talk to Rick and start serving with Kate, some old friends will arrive
13. Talk to Kate before going to bed about her friends
14. The next day during the evening have a drink with her friends in the tavern.
15. The same day (or if you miss it repeat the drink part) go to their door at the inn and listen to their conversation
16. Talk to Kate, she will ask you to bring her a new dress
17. Talk to Frisha and ask her about a dress for Kate
18. You can buy it from her or if you already had sex with Frisha 4 times she will give it to you for sex
19. Now you need to learn how to craft armor. Talk to Frisha and ask her to teach you. You need at least 1 point in Dexterity (Talent) if her affection for you is at 16+A you will get it for free
20. In your house (Marcus hut) you need to build a workbench. Get wood from Tia and nails from Lucius (shop) In the shop you can also buy cloth and

yarn for the dress

21. If you didn't pay the Mayor to get your house key you can sneak into your house via lockpicking ([Bianca](#)) past midnight and build the workbench at the blinking location
22. Interact with the workbench to craft the dress
23. Talk to Kate before going to bed. If you did Kate 11 you will now have sex with her (If you missed it don't worry you can repeat this anytime)
24. If you talk to her again during the evening and choose to have normal sex you can now also switch to anal if you didn't poke her ass the same day already and had anal sex with her 3 times.
25. Choose if you want Kate to wear the dress in the tavern (ntr) or only in her bedroom, you can change this choice afterwards by talking to her in the evening. From here on there are 2 routes:

Love route:

1. In the evening sit at the table and drink with Toren and the others, choose to not buy them another round
2. during the day between 8-20h go to Tia's mothers house (cliffs) and talk to her about Kate, she will give you herbs to drug the 3 guys
3. Talk to Kate in the evening, if she wears the red dress tell her you want to talk.. The MC will give her the herbs
4. The next evening sit with the guys again. After the first round order drugged beer
5. Walk into the Darkwood north of the Hunting ground you will find the Ruins. There is a house that is intact. Before entering prepare yourself for a fight (Level 6 enemies) You might want Tia with you as support. Although with Level 10 and fitting gear you should be able to do this without her
6. Either lose or win the fight. If you Lose they will escape and you will see them again in the future, if you win they are dead.
7. Wake up Kate, depending on Tia being in group she will thank you or both of you

NTR route:

1. With the red dress on start a serving minigame
2. Take a seat with Toren and co
3. After work talk to kate in her room about Toren and decide that Kate should go over there
4. follow her and watch. If her C > 15 she will give them a blowjob
5. After she's returned to her room talk to her again and talk about Toren again, tell her to continue (If she didn't give them a blowjob yet you have to do this again to trigger the extra

dialogue)

6. The next day when Kate is at their room again watch them again
 7. Talk to Kate in her room about Toren, this will complete the quest.
 8. You can now choose Kate to not wear her red dress in the tavern, this will also deny her to visit Toren and the others in the evening.
-
26. Talk to Kate before going to bed, Claire will join and you plan how to travel to Kirlic
 27. After this dialogue it is possible to trigger the 3some with Claire and Kate. To get this Claire must have C5+. In Kates before bed dialogue choose to stay in her room, don't let her dance and convince her to have sex (she must either be drunk or C10+) Claire will watch and afterwards the scene continues. Can be repeated and If you don't fuck Claire for 2 days she will show up next to Kate when going to bed.
 28. In the morning talk to Rick at the bridge he will ask you to get a blueprint and to ask Penny for renting her barn
 29. Talk to Penny when she's working on the field (SW of Arenfield). She either wants 5gold (will give her 1A) or if you don't want to pay that much 1gold
 30. Now Find Grant at the main square. (He is in Arenfield on Monday and Tuesday) Ask him for a blueprint.
 31. On a Mon/Tue evening play cards with Grant in the tavern and win in Blackjack until he is out of money (choose 1gold bet and if you have problems quit after each game and save after each win). When He lost all his money he will offer to give you his donkey in return for his money. Accept the offer, then go outside and interact with it.
 32. Ophelia is in town every Thursday and Friday. Talk to her about buying her horse. Now that you got a donkey to trade for the horse she is willing to give it to you for an extra 10 gold. If you don't want to pay that you can trick her by buying an anesthetic+vegetables at the shop and then interacting with the horse. Then talk to Ophelia again. If you trick her this will have consequences in the future.
 33. Grant will return a week later. Talk to him about the blueprint. He wants an astronomical 30 gold for it. You can either pay that or instead steal it from his room at the inn when he's sleeping. To do this you must have learned how to lockpick and completed Mira's quest up until learning to read and your intelligence must be at 4+. With the parchment and the coal you make a copy of the blueprint.
 34. Talk to Rick in the morning. Now that everything is prepared you will list

everything you need to build the wagon (you can read the blueprint to see this anytime). Start building the wagon with him and continue every day until it's done.

35. Talk to Kate in the evening before going to bed. This completes the quest.

36. You can talk to Kate when she's meeting Rick at noon before the inn to repeat the scene in the barn. If you already had anal with her you can change positions

Corruption:

37. You can raise her corruption by mixing your drink with love potion or if you sold them to Lucius some of the soldiers might use them on her.

38. At 10 corruption she will give you a hand-job in the tavern if you try to make her drink love potion again.

39. If you had sex with her a few times in your room you can convince her (if she is at 10C and you at least at 3C) to have sex in her sleeping room

40. Giving her cumwine in the evening after you told Thomas he should leave her alone

41. If she gives you a blowjob during the scene with Claire

42. After she's gone to bed (must happen before 6am) remove her blanket. Depending on her corruption/affection she will invite you into her bed (must have had sex with her at least once). At 25 corruption this will trigger another scene.

NTR:

43. You can talk to Rick and approve his attempts on Kate

44. Fail her serving task and listen to her talking to Thomas without helping her

45. You can fail the serving game by talking to Thomas and telling him that you don't want to work

46. If you did 7. and Thomas already had sex with Kate before she will sleep with him again if you don't fuck her for 3 days

47. After telling Thomas that he should leave Kate alone you can now talk to him during the evening at the bar. He will offer you a deal to stay at the inn for free if he is allowed to punish Kate again.

48. There are now 3 different punish scenes that will trigger if you fail the serving minigame with Kate. The scenes will also trigger with different dialogue if the conversation with Thomas happened and Kate has C10+ and you don't have sex with her for 3 days.


49. After watching Thomas with Kate watch them a 2nd time this will open the

option to select that you like watching them (this choice will also change the reaction the MC has towards other ntr events). If you selected yes this will now open a new dialogue option with Kate (Talk about Thomas) when you sit with her on her bed (going to bed event). Afterwards Kate will be more open with the MC. This will also enable a new scene with the soldiers during the serving game (encounter happening at random)

50. If you lose more than 1 gold to Grant during the Blackjack minigame he will ask you for a private chat with Kate (You must have a relationship with her). She will then visit him at midnight. Talk to her afterwards in her room. Do this 3 times and there will be a scene with them.
51. If the scene between Kate and Grant happened she can now trigger a new scene by talking to him during the serving game
52. If you completed the prepare for Kirlic quest you can now invite Rick on a 3some. For this: You need to tell Rick about your relationship with Kate, she must have had anal with you and her corruption is at 20+ First talk to Rick about Kate (in the morning or at the bar) Then talk to Kate when she's meeting Rick at the inn (9am) when the option shows up give Rick a sign.

5. Claire (Kate's mother) (Max A&C = 15)

1. Talk to her during the day at the inn so you can help her in the evening
2. At 6pm-22pm help her in the kitchen peel potatoes. If you manage 20+ (the event is repeatable) you get +1 Affection
3. at 5+ Affection talk to her when she is dressing for bed
4. If she's at 5+ Affection there is an extra event if you have sex with Kate in the same room she is sleeping in (This will change her dialogue regarding Kate)



5. During the evening at 5+A she will ask you to go in the cellar and get her a bag of potatoes & onions. Take the ladder in the kitchen down to the wine cellar. Down there find the 2 bags (one is hidden on the left wall near the cupboard) and clear all the cobwebs (10)
6. you can steal wine bottles in the cellar to raise your C (optional)
7. Talk to her when she's getting ready for bed and raise her A to 10+
8. If Kate isn't in the room (If you completed Kate7 you need to give Kate wine) she is willing to go further.
9. After peeling potatoes talk to her again and she will go down with you in the cellar to the marked spot.
10. After the next scene you will now be able to search the small hole in Thomas room. To get in there you must have learned how to lockpick from [Bianca](#)

11. Wait a day, then during the evening when Thomas is down in the tavern break into his room and find the rusty key in the hole in the wall. (If you didn't wait a day the key won't be in the hole) Optional: you can steal money from the box at the bed, this will raise your C. The box contains all



the money Kate has collected during the serving game

12. Visit John at the smithy and let him make a duplicate of the key
13. Return the rusty key to the hole in Thomas room
14. Open the door in the cellar (to the south)
15. Go there during a the night (0:00-5:00) on a Tuesday, Thursday or Sunday
16. After 9. wait until 10pm and then talk to Claire in the kitchen to work (Don't work there before that time) (new animation in 0.3.0.0)
17. Sleep in your room at the inn without having sex with Claire for 3 days

Corruption

18. After having sex with her once you can choose ask her to give you a blowjob which will increase her corruption
19. You can ask her to have sex in front of Kate if: She has C5, and you have alignment 55+ and you've given Kate sleep-wine earlier that evening

6. Lucius (Shopkeeper)

1. After getting the „Control your lust“ quest (see Mira's quest 3.) buy Anesthetic from his shop
2. Walk over to the witches cottage. Talk to her. Select option 3 (even if you don't plan to do so)
3. Make sure (lust<80) talk to her again and ask „About my situation“ - Distract her. While she is up looking for her potions walk over to her cauldron and put in the Anesthetic (Alternatively to using the Anesthetic, If you already did Gwen's quest you

can wait until she leaves the room and then search the bookshelve)

4. Hide outside the room



5. Search the book shelves until you find a book about potions (You will only find the book if you've learned reading, see [Mira](#). It's on the left side and you have to complete an int-check)
6. Talk to Lucius and give him the book. After that he wants a sample of your sperm (use Masturbate) give it to him and come back the next day
7. From now on you can buy empty vials at his shop and sell bottles of cum to him this will raise your C (the amount you sell him will have effect on other events: Kate serving)
8. You can buy a new leather armor at his shop (near the window)
9. 7 days after you completed L7. (If using old saves this might differ) Talk to him again and he will offer you a new potion which will stop your lust building for 5-8 days and also prevent you from causing corruption when cumming in a girls mouth
10. There is a pickaxe on the top right shelf that you can buy to mine copper in the forest (Need strength)
11. You can buy the map on the shelf in the middle to enable fast travel to villages you've been to. (use options > keybinds > bind open map to 'M' or whatever you want it bind to or open the map via items)

7. Frisha (Mira's older sister) (Max A&C = 22)

1. When talking to her you can give her a present once per day. (necklace, ring, brooch) to raise her affection for you. These can be bought at the shop, dropped by enemies, found in coin pouches, found in the world with

perception

2. If you fuck Emily Frisha will watch you, this will alter her dialogue and if you talk to her at 11A she will give you a some attention
3. Watch her talk to Dave on a Saturday or Wednesday
4. You can crash into her when she's walking over but this will only make her return home and does not progress the quest
5. Infiltrate the [mayor's mansion](#)
6. On a Wednesday or Saturday walk inside the dining room before 6pm, there is a star symbol near the shelf where you can hide until dinner
7. After dinner wait until Frisha and Dave are in his room and listen to their conversation
8. The next day hide inside the bookshelf in Giron's office (move there from another floor and then inside use 'Hide and listen') do this at noon after Giron is in his office to see a conversation between him and Dave
9. Dave will try to corrupt Frisha, you can prevent this by replacing the wine bottle in his room with a normal one or leave it and her corruption will rise
10. The next time Frisha visits Dave listen again on them
11. The next day spy on Dave & Giron again. If you didn't sell potion to Lucius Giron has nothing to give to Dave (You can of course exchange the bottle afterwards to either raise her corruption or prevent it)
12. Spy on Frisha and Dave again. Dave will try to kiss Frisha and you can prevent this
13. Enter Arenfield in between 8:00-16:00 to see a cutscene
14. Spy on Dave & Giron again (like step 8.)
15. Spy on Frisha & Dave at the next date and either prevent the events or let it happen (ntr)
 1. Love path:
 1. Frisha now realizes that she made a big mistake
 2. The next time Frisha talk's to Dave in the morning make sure he won't try that again
 3. Raise her affection for you up to 18+ by giving her gifts or wishing her a good night in the evening
 4. Walk in on her when she's preparing for bed to start a sexual relationship with her (need to be A16+)
 5. Every Blowjob will raise her corruption (unless you use a potion from Lucius to prevent that) so if you don't want this or to see changes in dialogue, raise affection to 18 now.
 6. Talk to her again with A18+
 2. NTR path:
 1. Raise her affection for you to 16+ and talk to her in the evening

2. Raise her corruption to 8 (blowjobs) to have sex with her
16. If you have sex with Emily (choose sex in dialogue with her) Frisha will watch you, If you had sex with Frisha 3 times before she will walk in to have her turn once you are done (will also change her dialogue during sex in the future)
17. During the sex in Emily's bed change speed to faster and change angle a few times until Emily wakes up and joins in
18. If you had sex with Frisha 4 times and bring her a present she will fuck you in the afternoon
19. If you don't have sex with her for 3 days after you fucked her 4 times and her C > 15 is at she will masturbate in the evening

8. Arianna (Rick's younger sister)

1. Meet her at the Darkwood entrance after you completed the intro
2. You can also meet her at the ruins
3. 7 days after the first meeting with her outside of Arenfield you can meet her again at the same spot and she will ask you to visit her near the ruins



4. Visit her and play hide and seek with her 2 times (she will hide at random locations near the ruins and some might be harder to spot than others) If you can't find her you can skip a day ahead and she will pick a new spot. The location is always random and some of her hiding places are hard to see (some examples in the image above)
5. the 3rd time a story event will happen.
6. You must have completed Corven's story up to after the hare paw quest
7. Talk to Corven at his camp near the ruins (before 6pm)
8. Ask him how to fight the werewolf. Now visit the smithy. You must have completed the part on how to forge
9. Use the furnace to make a silver bar from coins
10. Use the anvil and make silver arrows
11. Talk to Corven at his camp about your next steps
12. Visit Corven again at his camp, after that repair the bridge near the old chapel with 4 wood logs

13. Enter the chapel and read the book at the top right (must have learned how to read)
14. After reading the page you have to enter a number. It's the difference between the red printed number on the bookmark and the left page.
1245-358=887
15. Inside the hideout try to not get caught by the guards (hide between barrels)
 1. If you got into a fight and lost: You're now in a cell. But there is a hole in the ground at the top of the cell that you can use to flee.
 2. In the tunnels you can find a pickaxe
 3. With the pickaxe you can break the walls at the marked positions



4. Careful, in the tunnels are spiders, if you lose to them it's game over. If you're low on hp, rest in the cell.
5. In the room below the prison you can find a chest with all the item's they stole from you
6. In the tunnels to the south you can also find a new bow
16. Make your way to the down right corner where the cells are. And listen to the conversation
17. Free Arianna (Either lockpick the door or fight the guard to get the key)
18. Escape with Arianna to the exit. If you walk the main corridor you will run into the werewolf and some guards. This is now your chance to kill the werewolf. Use either the silver arrows (item) or if you have the silver dagger use the skill blood poison on the werewolf to remove his thick skin. (killing him will disable some future scenes), If you don't want to fight them just use the spider tunnels (the walls can also be broken with a pickaxe from the outside)
19. There is also another images if you manage to get past him and listen in on the cultists at the top right sanctum while Arianna is in group
20. Outside the hideout a cutscene will play. Arianna has been poisoned with

a dreadful liquid that will turn her into a beast

21. For the next step you must have completed Lucius quest and have visited his shop again a few days later to buy the strong anesthetic
22. Talk to Arianna near the ruins again.
 1. If you kiss her you've started the love route with her
 2. If you insist that she drinks the potion she will ask you to return to her in 7 days to give her another one (you can then choose to have sex with her instead) IF ntr is enabled Arianna will also look for another way to find relief in the meantime and will visit Corven's tent. You can watch them in the afternoon at 4pm
23. After having sex with her play another round of hide and seek with her. This will enable another animation for her

9. **Emily** (Mira's/ Frisha's mother) (MAX A = 22, C = 10)

1. You can raise A with her by giving her rabbit meat (hunting: see Corven or buy them at the inn during the evening)
2. After getting to 5+A and if 7 days after completing the intro have passed, sleep at her place
3. Two bandits will attack, if you manage to kill both (attacking early) the quest won't start and you will only be tasked to find the camp
4. If Emily got captured you now have 7 days to either pay the ransom at the old oak or rescue her.
 1. Rescue her:
 - Walk into the Dark Wood and follow the foot-prints into the deep forest. Inspect the prints near the river, afterwards inspect the



tree

- Back to Arenfield and talk to Tia
- On the other side go inside the shed and interrogate the bandit
- Now you have to search the forest for 3 runes, the locations are random so look around the other maps (entrance, hunting ground, bridge, hidden path, deep forest)

- Under the bed in the shed you can find a chest with gold There is a shortcut to the Old oak on this map



- after your Keystone is charged go back into the deep forest and inspect the foot-prints at the NW edge of the map
 - At the bandit camp you can now try to sneak towards the cave to rescue Emily, if the guards detect you the camp will be alarmed which will make it much harder to reach the cave (wait until the next day to set it back to normal). During the night (20h-6h) it is much easier because the guards aren't patrolling as much as during the day.
 - At the cave you have to kill the bandit (hard without a better armor or weapon, see John and Lucius) and get the keys from his body. Afterwards escape the camp without being detected
 - Should you lose the battle you will lose your keystone, in the forest near the entrance of the camp will spawn a new bandit where you can get a new stone
2. Pay ransom: To get more gold you can talk to Mira every day she will give you 20 silver. Place the gold under the old oak before the time is up
 5. After you paid the ransom/rescued Emily you can now sleep at her place without bringing her food (She will give you a key to her house). Bringing her rabbit meat will still increase her A towards you. **(7 days after the rescue: if you sleep at the storage room the bandits will attack again)**

6. At 11+A visit her room in the evening when she is dressing for bed.
7. Continue sleeping in her bed until she starts playing with you while you sleep.
8. Run into her before she enters her bedroom in the evening (try to peek on Mira)
9. Continue sleeping with her. At some point she will ask you what this is you two are doing. Choose if you want a relationship or just fun (will effect dialogue and future events)
10. After 9. if you already kissed Mira and Emily caught you she will ask you what this is you are doing with her daughter. If you tell Emily that you would leave her if things between Mira and you work out she will end the relationship (If you started it), but you can still have fun with her.
11. If you don't have sex with her for 1 day and just sleep in her bed she will wake you again in the middle of the night.

Corruption:

1. Each time you cum in her mouth raises it, more and more altering her behavior
2. At 10C and if you didn't fuck her for 3 days she will fuck you in the kitchen after you brought her food (small scene)
3. If you didn't fuck her for 5 days and sleep in the storage till late evening she will come to fuck you (small scene)

NTR:

1. Fail her rescue quest
2. Fail to often and Emily has sex with the bandit (small scene)
3. After 2nd: Lose to the bandit guarding her. If Imawyn also is at 10C the scene is extended (small scene)

10. Corven (At the desk of the Inn. Monday evening)

1. Buy him a drink
2. After you've given him a drink you can also talk to him in the ruins north of the hunting ground
3. hunt a rabbit to get a hare paw
4. bring the paw to him, this will increase your hunting skill to 3 which will increase your hunting yield

11. John (Smith)

1. Talk to him and he will sharpen your dagger for 20 silver
2. Ask him if he would teach you how to work in the smithy
3. Bring him a rusted sword (Drop from orcs and bandits)
4. Use the furnace to smelt 3 rusted swords into copper bars
5. Talk to John again, now you can use the smithy to craft a bronze dagger
6. After creating a silver weapon (see Arianna's quest) John will teach you how to make armor plates from copper which can be used to upgrade your armor pieces

12. Imawyn (Bandit leader) (Max C = 10)

1. Complete Emily's quest up to 5.
2. 7 days after the kidnapping sleep in the storeroom at Emily's house again and don't prevent Emily getting kidnapped.
3. Talk to Lyvia (at the bridge in Arenfield in the afternoon). You will get a bandit disguise
4. Talk to Thomas (Inn) and buy a bottle of wine, talk to Lucius (shop) and buy (normal) Anesthetic (to get this see 6. Lucius)
5. To mix Anesthetic with the wine you need the recipe from Lucius quest (control your lust). Open the craft menu "C" or over the menu (esc)
6. Visit the camp. If Emily is still captured, rescue her first. At the Rock in the south you can put on the bandit disguise during the evening (If the camp is alarmed or during the day the disguise won't work)
7. Talk to each bandit and give them something from your sleeping wine. After all are asleep enter Imawyn's tent. (after doing this once there is a spot near the campfire where you can offer a drink for everyone, if you have sleep-wine in your inventory)
8. (At this point you should have full Life/Energy, new armor from Lucius and sharpened dagger from John, learned defensive strike from Lyvia) Confront her. To win, use defensive strike every 3 turns starting with the 1. It will still be a tough fight. Should you lose she will take your keystone and instantly capture Emily again. (To get a new stone kill the bandit in the forest)
9. After you defeat her, choose what to do with her. You can now start to corrupt her or turn her in to the militia (last will be continued in the future)
10. If you choose to have fun with her you have to compete with her again the same way you did before. At some point she gives up fighting you and surrenders to your judgment.

Corruption:

1. Every time you cum in her mouth will raise it. Do this after you had sex with her to speed up the process. At 10C enter her tent.. From now onward you won't need to put the bandits to sleep anymore.
2. At 10C if you lose to the guard guarding Emily you will get a small bonus scene

13. Maui (Female Orc): (A&C = 20)

1. Lose to the orcs during the hunt at the hunting ground
2. Defeat the female Orc when they attack you during the hunt (if Tia is with you and her C is at 10+ she will watch you and masturbate)
3. After defeating Gurtak (see Tia's quest) talk to her at the orc camp. Depending on the time you will have sex outside or inside her hut. If Tia has C15+ she will join you.
4. If Tia has C20+ and she is in group with you while you fuck Maui: Fuck her for a while and then change position. You can then include Tia into the sex scene.
5. If you had sex two times with Maui & Tia, Tia will now join in from the beginning

NTR: If you send either Tia or Raaisha to fuck with the orcs, they will interact with Maui during her sex scene if you fuck her outside of her hut

14. Bianca: (Arenfield, near the Darkwood to the north)

1. Talk to her during the night (0:00-6:00)
2. Wait a day and then talk to her again. She will ask you to find a way into the mayor's mansion.
3. Give the guard near the bridge wine and enter the cave near the river
4. Return to Bianca and tell her what you found out, she will teach you how to lockpick
5. She offers you more rewards if you break into the mansion and steal a stone for her
6. See mayor's mansion on how to get in
7. Wait past midnight and move to the door SE on the 2nd floor. Be careful to not get caught by the patrolling guard and don't try to get there if the house is alarmed!
8. Open the door with lockpicking. If you fail and the guard comes close get in the room to the left to hide.
9. Once inside pick up the stone and loot the box for extra gold
10. Return the stone to Bianca, she will offer you to join her to get to know her

master.. But this isn't in the game yet

15. **Natasha** (Priestess at the church)

1. Talk to her during the day when she's near the statue in the church and talk about your curse
2. You must have 70+ alignment to continue and have [Lucius](#) quest "control your Lust" completed, inspect the fountain in the church past midnight before 6am (hide in the cellar/use a lockpick).
3. Hide in the basement until 8pm then walk upstairs and taint the fountain
4. The next morning watch Natasha drink water from the fountain
5. Now you need to lockpick the door to the sleeping quarter ([Bianca](#)) in the basement
6. The next day you have to repeat these actions and watch her drink and then when she's in her room from 4pm-20pm spy on her from her door. You can talk to her about her being a priestess during the day (while she's near the statues) to see how her attitude changes
7. At some point she will start to masturbate and after watching her you can enter her room.
8. You can also talk to pater Francis during the changes to get his reaction to Natashas changing condition

NTR:

- When in her room choose some of the options that do not involve having sex with her. Then once available choose that she should visit the pater. After that watch at his door. From now on if the player didn't interact with her that day she will visit the pater at 8pm. There are 2 different animations that play at random when spying on them.

16. **Ophilia** (Merchant, she is in Arenfield every Thursday/Friday)

1. Talk to her on the marketplace
2. Talk to her again in the evening in the tavern repeat this until she is willing to have sex with you.
3. You now have the choice to fuck her while she is still drunk or wait and talk to her the next morning
4. The next day talk to her either at her cart or in the tavern. Depending on your choice you she will now either start a love relationship with you or will turn more and more into a whore (this will be extended in the future)
5. To finish the love route or to confront her enter her room at midnight (need lockpicking) and talk to her

17. Penny (Farmers daughter, in the south of Arenfield) (Max A&C = 20)

1. After the intro is complete talk to her while she's on the field and agree to help her
2. After the house tour is complete open the chest at the end of the floor, it contains the tools to work on the field.
3. There is now a favor based system in place. Every action you take on the field gives you +1 favor with Penny. Sleeping in her house (-1) and having dinner with her (-4) reduces this favor.
4. Work on the fields, plow, plant seeds and water the fields (You can refill your watering can at water trough near the fighters pit in the NE of Arenfield). Each action will take a lot of your Rest, if you're tired you can use the bed in Penny's house to regain it. There is no need to make all fields useable at once! Take your time and do this when ever there is energy left. By watering the fields you will easily gain enough favor with Penny.
 1. **Further details on the farming system:**
 - Each crop will also grow without being watered. Each watering will reduce the grow time by 1. So normaly it would take 20 days, if you water them every day it will take 10 days.
 - Wheat can be grinded into flour inside Penny's house, she will then bake bread out of them. Selling one to Thomas and placing one for you on the table near your room
 - Other vegetables can be given to her when she's on the field. She will sell them every monday and gain money by doing this.
 - If you run out of seeds you can ask her for more during dinner. If she has no money left you can donate her some and she will buy seeds the next day
5. After you've planted the wheat seeds talk to Penny on the field. She will give you more seeds and advance the story.
6. Have dinner with Penny (6pm) to gain her affection. If you work on the fields from time to time this should be no problem. Do this until she asks you to talk to her on the field.
7. Talk to her on the field to trigger the next story event. If you already played through Tia's content up until the point where you were introduced to her mother Katherin you now have the option to ask her for help. Otherwise there is only Lucius. (If you choose Lucius this will enable optional future ntr content with him, if ntr is enabled)
8. Have dinner with Penny. This will now trigger a 7 days timer at which end

Henry will recover. (This isn't implemented yet, so Henry will stay in bed until the next update for Penny)

In the future there will be optional routes for Penny. You can either corrupt her or wait until Henry recovers. If you don't corrupt her you can fight for her love afterwards or you can leave her to her fiance. If you did corrupt her you can make her cheat on him.. And in the love route you will of course also be able to enable the corruption based scenes. Corrupting her now will only disable the **pure** love route. All others will still be available. There is also a save option at this point where you can add a description.

Corruption:

9. After completing Penny's story up until the point of Henry's return you can now offer her cumwine at dinner. (You need to complete Lucius quest to control your lust, Then you can use the craft menu (esc → Craft) to create cumwine, wine can be bought at the inn from Thomas at 5pm+) You can only do this if you have enough favor with her, so work on the field from time to time.
10. After giving it to Penny wait until midnight outside of her room. When she reaches her room she will now start to masturbate. For the next step you must have learned how to use a lockpick (Bianca). Break open her door and watch her.
11. The next day give her more cumwine at dinner, she will tell you about a vision. Now wait until night. When she's praying spy on her and walk in (this will advance the dialogue option the next day).
12. Have dinner with Penny and give her cumwine for the third time. She will talk about the past day and her prayer.
13. At night spy on her again while she's praying and walk in naked. If she has corruption 3 which should be the case if you followed this guide she will allow you to stay.
14. The next day talk again to her at dinner (no need to give her more cumwine but you can do so if you have enough to further increase her C)
15. At midnight when she's masturbating watch her again and enter her room.
16. Do this again the next day. After that you either make her give you another blowjob or give her cumwine so that she's at 6+C
17. Walk in again while she's masturbating this will now trigger her next scene. If you have the lubricant from Tia's anal quest you can speed up the next part.. If not it will take a while for Penny to get used to.. uhm it.
18. After the 4th time you will also enable another animation for her.
19. If her corruption is above 10 she will ask you to do stuff with her after the

prayer. If you fucked her 5+ times you can have sex in there right next to Henry.

20. If you did have anal sex with Penny at least 3 times and her corruption is >15 talk to her on the field. If you have neglected her for more than 3 days she will be desperate for a fuck

18. Gwen (Witch inside the cottage)

1. After completing the intro talk to her inside her cottage and have sex with her (4 times) until her corruption is at 20 (You can see her current corruption in the relationship menu) She will now lose corruption every day. If she reaches 0 she will return to her old form. To progress her quest you always must help her to stay in her new form.
2. You now have to learn how to read (see [Mira](#))
3. Talk to her again and ask her to become her apprentice, this will start the quest "An Unholy Hunt".
4. Enter the swamp and walk around it until the MC tells you that you have to search inside the cave.




5. Now you have to fight and win against a plague fiend (Level 15+) bring Tia with you if you're having problems.
6. Back inside the hut you will have a conversation with Gwen. If you were lucky and the plague fiend dropped a heart the quest is completed. **If not** wait for 3 days and then enter the swamp again, new plague fiends can spawn every 3 days. Kill them until you get the heart. Then talk to Gwen at the cauldron (she must be in her new form)
7. Now you have to wait 4 days until Sabrina recovers. Enter the room through the door to trigger the scene.
8. Now you can enter Gwen's bedroom and have sex with her when she's sleeping (uncover her)
9. Talk to Sabrina to begin the training. You can only do this once every day and it will lead to 3 puzzles that you have to complete, If you get stuck just leave the room or use the book in your inventory (key item):

1.

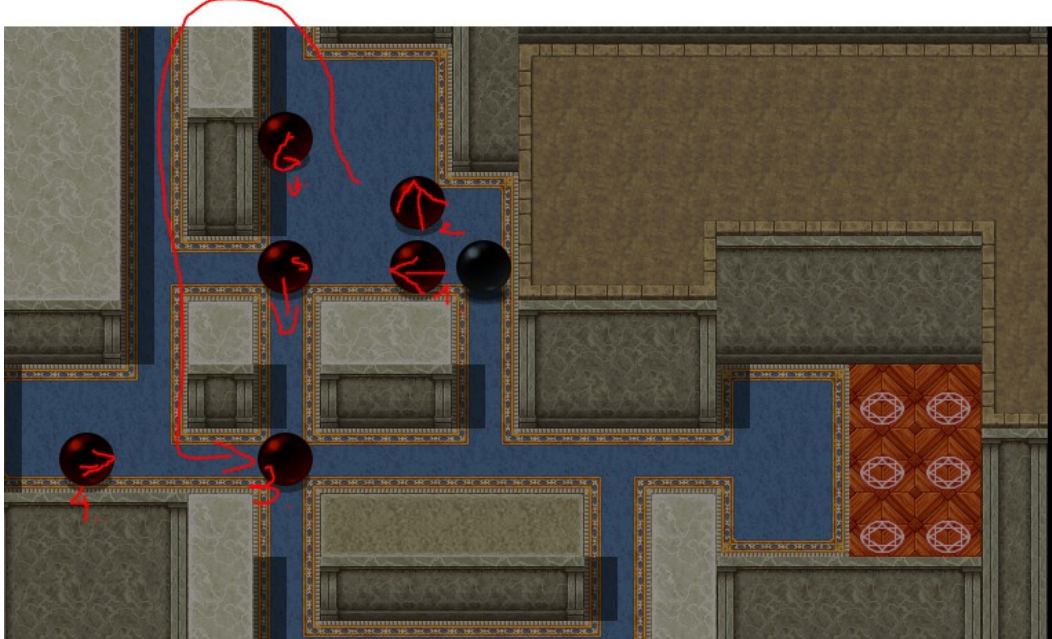


2.



3. To start the 3rd puzzle you must first increase your witchcraft skill to 2

(talent point)



10. After completing the puzzles talk to Gwen when she's at the cauldron (again she has to be young) and talk about becoming her apprentice. That will conclude her current story.

19. Sabrina

1. After completing the 3rd Puzzle of Gwen's storyline talk to her in the evening (8pm+) while she's sitting on her bed
2. Do that every day (there are decisions to be made while doing it) until she tells you to come and visit her later
3. When she's sleeping uncover her to start the next conversation

20. Rumah Village (Follow Tia's questline to get here)

1. Hiba: You can corrupt her by giving her cumwine (Use wine in inventory while you also have a vial of cum (see Lucius quest))
 - After doing this 5 times (a day has to pass each time) she wants to leave her husband. Tia must have C11+ or you have to leave her at her mother or at the hut. You have to win against him in a duel (will also drop a leather armor you can equip on Tia)
 - In post scenes with Hiba Tia will react to you being with Hiba depending on her C. This will also reflect in the sex scene with Tia in your hut.
 - If you don't fuck Hiba for 3 days she will visit you while sleeping in your hut in the morning
2. Ayita: After you brought Palak the meat he asks for talk to him again. He will tell you that he's in love with Ayita and wants her to notice him. There

are now 2 options to proceed (maybe save before):

1. Send him on a dangerous quest: He will leave the village. Follow him outside and search for tracks near the stone where Raaisha attacked you.
(This will result in a love route with Ayita and the MC in future updates but currently there is no reward scene)
2. Give him a bottle of Cumwine. Talk to him again in the evening when he's sitting at the fire. Do this 3 times and Ayita will become corrupted enough for a small scene. (This will result in a corruption route for Ayita in the future)
3. Umin: After bringing him wood talk to him again, for 5 Elderwood he will give you a new bow

21. Mayor's Mansion

1. To get in you need to bribe the guard near the bridge in Arenfield with a bottle of wine
2. Move up to the path where the river moves under the mansion to find the



secret entry.

Once there you need a torch to continue. This can be found in the MC's house. (Either visit the mayor and pay 20 gold or if you started Bianca's quest you can open the door with lockpicking after midnight)

3. The torch is inside the MC's house on a barrel near the window
4. Once below the mayor's house you need to open the door via strength or lockpicking (don't bother with the right door, even if you lockpick it now it

won't open)

5. Before entering the mansion: Prevent to be detected by guards or the people in the house. If you completed Emily's quest you can choose to put on the bandit disguise you still got. This will prevent you from suffering consequences when being caught. But It will alarm the mansion. So after getting caught one day has to pass for everything to go back to normal. If you get caught undisguised your reputation in Arenfield will drop
6. Walk inside the library or office of the mayor to find a secret door at the bookshelf. **You need at least 1 point in Perception to find it (Talents)**



There will be a notification that you notice fresh air. Then check the shelf to make a talent check. If you get close to the shelf and no notice pops up OR you fail the check you need to **pass one day** to try finding it again.

7. Once you find it, move to the basement. Down there you can find a key for the door in the bucket in the SE corner of the room. Now remove the bag in front of the door to make this shortcut available. There is also a letter on the bed you can read. This will add a picture of Yasmine to your inventory (can open it again under key items)
8. Move up into Giron's office inside the bookshelf you can now also use the option to stay. If you are inside push enter or click on it to interact.
9. In Giron's office read the letter on his desk to gain knowledge about the baron of Kirlic
10. Now you got everything unlocked to do Frisha's and Yasmine's content

NTR: You can exchange the bottle in the servant's sleeping room with cum-wine (created with wine-bottle+cum vial) In the evening at midnight Julia will get +1C after she done this 5 times she will have sex with Joseph

before going to bed (**only if you did deny her the love option during Yasmine's dialogue**)

22. Yasmine (mayor's wife) (Max A&C = 10)

1. After reading the letter in the mansion (see mansion 9.) talk to her when she's sitting in the living room. (make sure to do this **without** being disguised)
2. Choose knowledge or if Intelligence > 3 choose int. to introduce yourself to her
3. You can now talk to her every day to raise her affection for you. Start with kissing her hand until A4, Then start kissing her Neck until A7, then kiss her for A8
4. At 10pm she will move to her room. try to enter (house has to be not alarmed) after she's in there and watch her then choose "enter the room"
5. The next time you do this you can choose to switch positions until it's past midnight and Giron enters the room for a small bonus. This will be continued in future updates.

Corruption:

1. After you've talked to her during the day you can masturbate into the teapot in the kitchen. Then during the evening watch while she drinks the tea to raise her corruption
2. At C3+ She will start masturbating in her room at 10pm
3. At C6+ there is a new scene with her in the morning/evening
4. Talk to Julia in the kitchen so she is added to your relations
5. Talk to Yasmine when she's in the livingroom (7am - without Julia, 8pm - with Julia)
6. When she asks you if you will come and visit her later on you can now choose "right now"
7. If Julia is in the room (8pm) she will now watch you closely if not the dialogue will be ofc without her presence
8. If Julia watched you you can talk to her when she's in the kitchen the next day
9. You can now either choose to give her hope or don't do it (If you don't then there is no more content with her)
10. Now talk to Yasmine again at (8pm) and continue afterwards

NTR:

1. Raise her C to 6+ and watch her masturbate with her affection for you being below 8. then at midnight Giron will fuck his wife
2. If affection is above 8 tell her during the day you will come to visit her but then don't do it and she will also fuck him instead at midnight

23. Julia (maid in the mayor's mansion)

1. After you had the scene with her and Yasmine talk to her again when she's in the kitchen. If her corruption is high enough (>6) she will now offer you to fuck her anytime you want
2. Talk to her again and ask her for a quickie

Tips and tricks:

Talent Checks: Talent checks are explained in more detail in the ingame tutorial.

Go to inventory > Key items > tutorial gem

Health:

Food: If you keep food above 70 you get a regeneration effect which lets you heal faster, If it drops to 0 you will get a debuff in combat

Rest: If it drops low you will get a debuff in combat

Combat: Once you payed John to upgrade your dagger make sure to switch to it in combat using the arrow keys (← →) Use Quickshot when you got 20 TP. If in a harder battle try to keep the block buff from Defensive Strike up.

If you want to lose a combat situation on purpose Talk to Katherin (Tia's mother) she will give you a Feint death potion

Crafting: There are items that indicate that they can be used for crafting. The crafting menu can be opened with "C" or via the menu. You will learn more recipes over time and some need a special location like the smithy or workbench to be build

Hunting: To increase your chances of succeeding in the hunting check increase your skill and try to get to the target without being seen. If you are spotted wait a moment then try again otherwise your chances are decreased. At skill 3 of hunting you will never miss a shot on an unaware rabbit and at 5+ you won't miss on a deer

Money problems:

- After you completed Lucius quest line you can buy empty vials from him and sell potions to him for 20 silver each.
- You can steal wood from the inn and sell it to Lucius
- Killing orcs/bandits will often reward you with coin pouches which you can open in you inventory (20+ silver)
- Skill at least 1 point into perception so that you are able to detect hidden items you can sell afterwards
- After Corven's quest you can sell the fur you get from a rabbit, wolf, deer
- Once you finish Tia's questline and take charge of the Rumah village they will collect resources for you which you can sell

That's it, more to come in future versions.

Thank you for playing (and reading up until here^^), for update news visit my patreon

[Chyos](#)