

Play that Funky Music

Wild Cherry



Tenthumbspro.com
For educational purposes only

Key: E

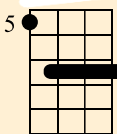
Tempo: 109 BPM

Chords needed: Eb9, E9, F9, F#9, G9, Bb9, Cmaj7

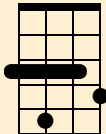
Video Tutorial: <https://www.youtube.com/watch?v=gWEWiFNQGW0>

Chord Shapes:

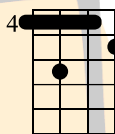
Cmaj7



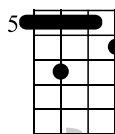
Eb9



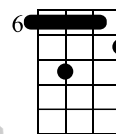
E9



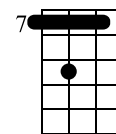
F9



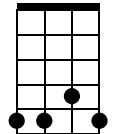
F#9



G9



Bb9



Main Riff - Playing through verse

Musical notation for the Main Riff. The top staff shows a treble clef with a 4-measure phrase. The bottom staff shows a bass clef with fret numbers: 0, 0, 7, 5, 7, 5, 7, 5, 7. Slurs and 'H' (hammer-on) markings are present over the 5-7 and 5-7 intervals.

Verse Strum Pattern - * Sometimes you slide into the F#9 from a whole step below

1 e & a 2 e & a 3 e & a 4 e & a
 E9 Eb7 E7 F#9 F9
 D U x x D D D x U x x D

Pre-Chorus Riff

Musical notation for the Pre-Chorus Riff. The top staff shows a treble clef with a 7-measure phrase. The bottom staff shows a bass clef with fret numbers: 5, 5, 7, X, 7, 5, 5, 7, X, 7. Slurs and 'H' (hammer-on) markings are present over the 5-7 and 5-7 intervals.

Pre-Chorus Strum

1 e & a 2 e & a 3 e & a 4 e & a |
 E9
 x x D U x x D U x x D U x x D U |

Chorus Rhythm Riff - The first measure is what you play over the G9 and the second is what you play over the Bb9

Chorus

1 e & a 2 e & a 3 e & a 4 e & a | 1 e & a 2 e & a 3 e & a 4 e & a |
 G9 | F9 F#9 |
 D U D U D U D U | D U D U D U D D |

1 e & a 2 e & a 3 e & a 4 e & a | 1 e & a 2 e & a 3 e & a 4 e & a |
 G9 | F9 F#9 |
 D U D U D U D U | D U D U D U D D |

1 e & a 2 e & a 3 e & a 4 e & a | 1 e & a 2 e & a 3 e & a 4 e & a |
 G9 | Bb9 |
 D U D U D U D U | D U D U U U D U D |

1 e & a 2 e & a 3 e & a 4 e & a | 1 e & a 2 e & a 3 e & a 4 e & a |
 Turnaround Riff-----|-----|

Turnaround Riff option 1

Turnaround Riff Option 2 - Harmonize the first beat

Cmaj7

[Intro - Riff 4 times, enters drums and strum, Riff 4 more times]

[Verse 1 - Use the Verse Strum - Each chord represents start of strum pattern, note the verse is 16 measures, the most common length of verse in all of radio music]

Hey once I was a boogie singer
E9 E9
playin' in a rock and roll band
E9 E9
I never had no problems yeah
E9 E9
burning down them one night stands
E9 E9
And everything around me
E9 E9
got to stop to feelin' so low
E9 E9
And I decided quickly yes I did to
E9 E9
disco down and check out the show

[Pre-Chorus]

Yeah they was dancin' and singin' and movin' to the groovin'
E9 E9 F9 F#9
And just when it hit me somebody turned around and shou-
ted

[Chorus]

G9 G9 G9 G9
Play that funky music white boy play that funky music right
G9 Bb9
Play that funky music white boy
Turnaround Riff
Lay down a boogie and play that funky music till you die

[Instrumental]

E9 x4

[Verse 2]

E9 E9
I tried to understand this

E9 **E9**
I thought that they were out of their minds

E9 **E9**
How could I be so foolish

E9 **E9**
how could I to not see I was the one behind

E9 **E9**
So still I kept on fighting well

E9 **E9**
loosing every step of the way

E9 **E9**
I said I must go back there (I got to go back)

E9 **E9**
and check to see if things still the same

[Pre-Chorus]

E9 **E9**
Yeah they was dancin' and singin' and movin' to the groovin'

E9 **E9** **F9** **F#9**
And just when it hit me somebody turned around and shou-
ted

[Chorus]

G9 **G9** **G9** **G9**
Play that funky music white boy play that funky music right

G9 **Bb9**
Play that funky music white boy

Turnaround Riff

Lay down a boogie and play that funky music till you die

[Instrumental]

E9 x4

[Solo -Same Groove As Verse]

E9 x8

[Verse 3]

E9 **E9**
Now first it wasn't easy

E9 **E9**
changin' rock and roll and minds

E9 **E9**
And things were getting shaky
E9 **E9**
I thought I'd have to leave it behind
E9 **E9**
But now its so much better (it's so much better)
E9 **E9**
I'm funkng out in every wa-ay
E9 **E9**
But I'll never lose that feelin' (no I won't)
E9 **E9**
of how I learned my lesson that da-ay

[Pre-Chorus]

E9 **E9**
Yeah they was dancin' and singin' and movin' to the groovin'
E9 **E9** **F9** **F#9**
And just when it hit me somebody turned around and shou-ted

[Chorus]

G9 **G9** **G9** **G9**
Play that funky music white boy play that funky music right
G9 **Bb9**
Play that funky music white boy

Turnaround Riff

Lay down a boogie and play that funky music till you die

[Instrumental]

E9x4
'Til you die Oh' till you die

[Outro - The songs fades out, this is an option, I actually finish the song on the E9 instrumental before this because it sounds resolved, with a key change and a fade playing this alone and singing doesn't sound that good, but if you want to play with the recording here it is. Same groove as the verse]

G9 **G9**
They shouted play that funky music (Play that funky music)
G9 **G9**
Play that funky music (You Gotta keep on playin' funky music)
G9 **G9**
Play that funky music (Play that funky music)

G9	G9	G#9 A9
Play that funky music	(Come and take you higher, ya)	
A9	A9	
Play that funky music white boy	Play that funky music right, yeah	
A9	A9	
Play that funky music white boy	Play that funky music right, yeah	
A9	A9	
Play that funky music white boy	Play that funky music right, yeah	
A9	A9	
Play that funky music white boy	Play that funky music right, yeah	
[A9 - Music fades]		

