

BEHIND THE SCENES

VADER LIFTING HIS SKIRT


THE SEEMINGLY SIMPLE IF SLIGHTLY FLAWED SCENE TO THE RIGHT IS NOT AS SIMPLE AS IT MIGHT SEEMINGLY BE.

I WAS OBSESSED WITH HAVING A SCENE WHERE VADER LIFTED HIS SKIRTS IN MOST LADYLIKE FASHION IN ORDER TO WALK UP A SET OF STAIRS. HOWEVER, THIS DRESS-- AND ALL THE DRESSES ON DAZ I KNOW OF-- HAS NO PRESET FOR THAT. MANY HAVE SETTINGS LIKE "SWING FORWARD," OR "BREEZE TO RIGHT" OR EVEN "KNEEL" OR "SIT," BUT NONE HAVE A DAINTY LIFT TO CLIMB STAIRS. HOW WAS VADER SUPPOSED TO WALK UP STAIRS IN A FLOOR LENGTH SKIRT AND THOSE HEELS?

HE NEEDED MY HELP.

SO, I DECIDED TO SEE IF I COULD FIND A WAY TO MAKE THAT HAPPEN FOR THIS SCENE AND-- TRUTHFULLY- A WHOLE LOT MORE SCENES. I'VE BEEN DYING TO HAVE SERREN PLAYING WITH HIS SKIRTS AND HAVE HAD TO FAKE IT.

I HAD MY QUEST, AND I CHARGED FORTH BRAVELY IN SEARCH OF MY HOLY GRAIL.



BEFORE



AFTER

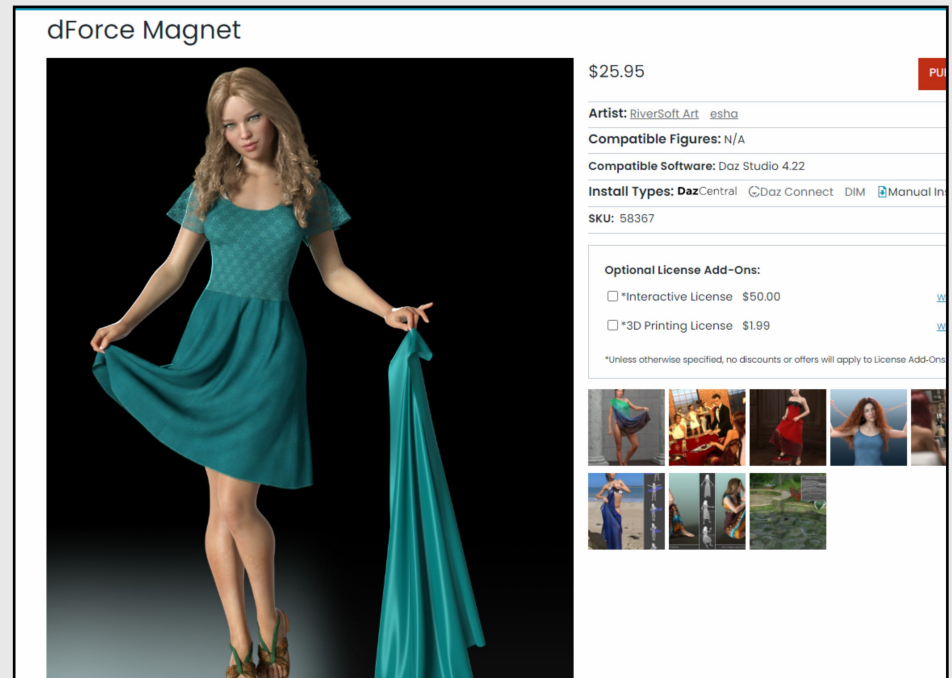


ENTER A HANDY PRODUCT CALLED THE DFORCE MAGNET, AVAILABLE FROM THE DAZ STORE. THIS WOULD BE A GOOD TIME FOR ME TO THANK ALL OF YOU FOR YOUR SUPPORT AS IT ALLOWS ME TO BUY THINGS LIKE THIS TO MAKE COOL SCENES FOR YOU.

SO, PROBLEM SOLVED, RIGHT? NOT EXACTLY. I AM A JUMP IN AND FIGURE IT OUT GUY, BUT AFTER A COUPLE ATTEMPTS I REALIZED I HAD NO CLUE HOW TO USE THE DFORCE MAGNET.

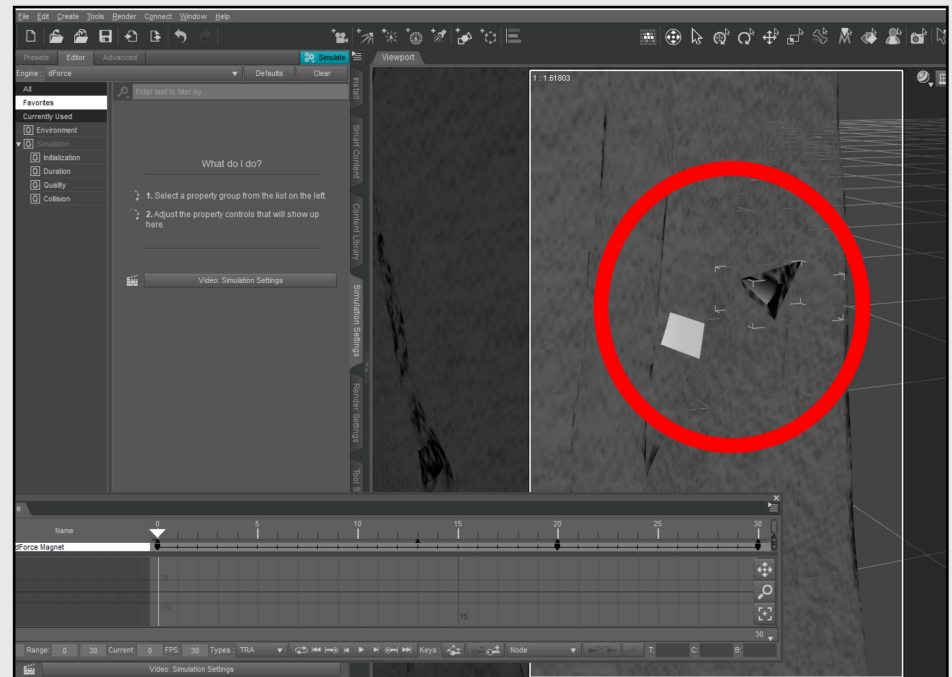
REMEMBER THOSE VIDEOS I MENTIONED EARLIER? IT WAS TIME TO GO BACK TO THE LESSONS!

I'LL WALK YOU THROUGH WHAT I LEARNED. THIS GETS KIND OF TECH NERDY.

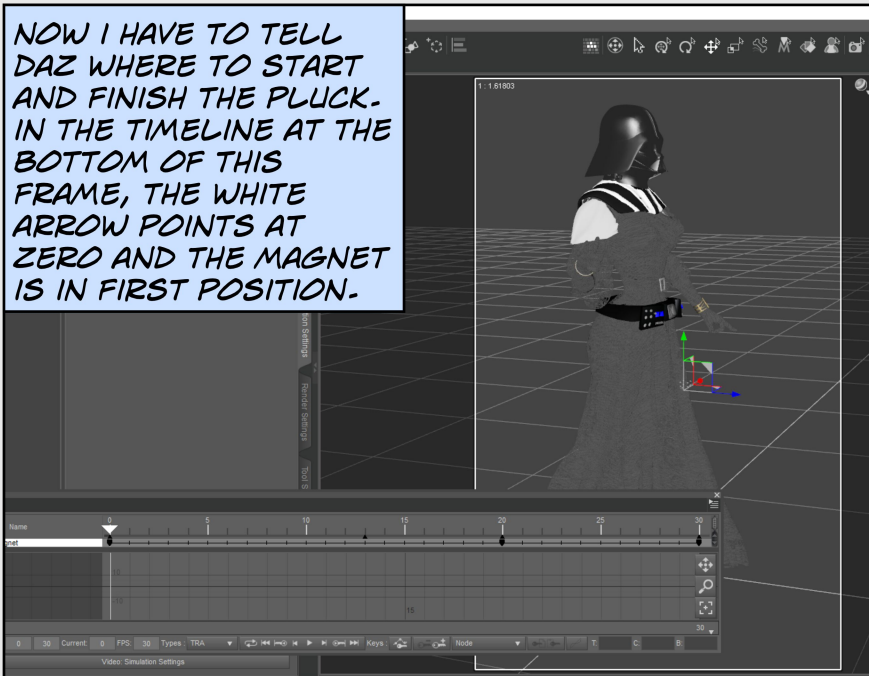


THE FIRST THING I HAD TO DO WAS SELECT A SPOT FOR THE CHARACTER TO PLUCK FROM, WHICH I DID. TO THE RIGHT YOU WILL SEE A CLOSE UP OF VADER'S SKIRT WITH A LIGHTER COLORED SQUARE. THAT LIGHTER COLORED SQUARE IS WHERE I CHOSE TO HAVE VADER PLUCK HIS SKIRT.

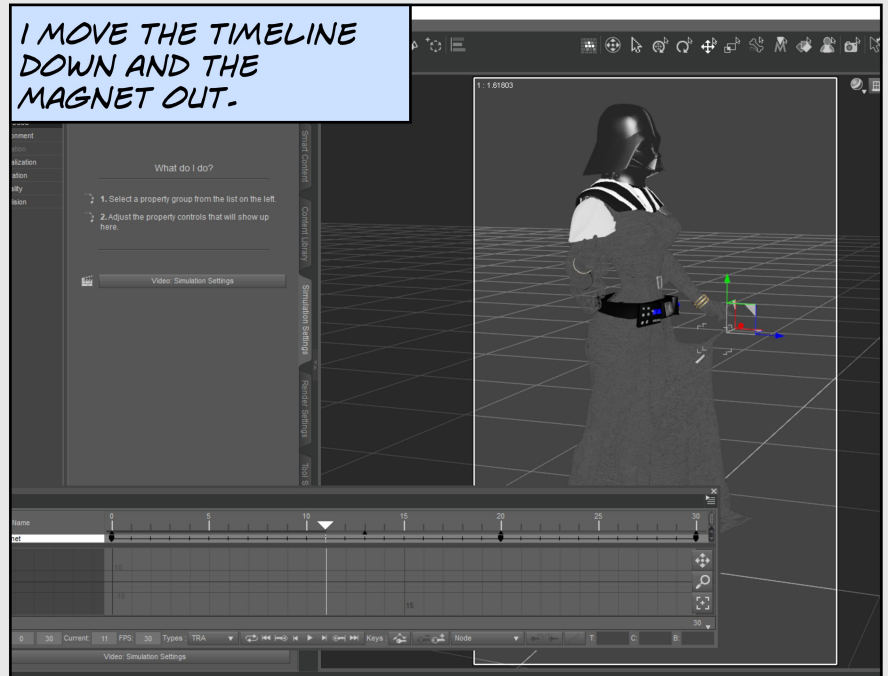
I THEN ADDED THE MAGNET, WHICH IS THE PYRAMID YOU SEE FLOATING ABOVE THE SQUARE.



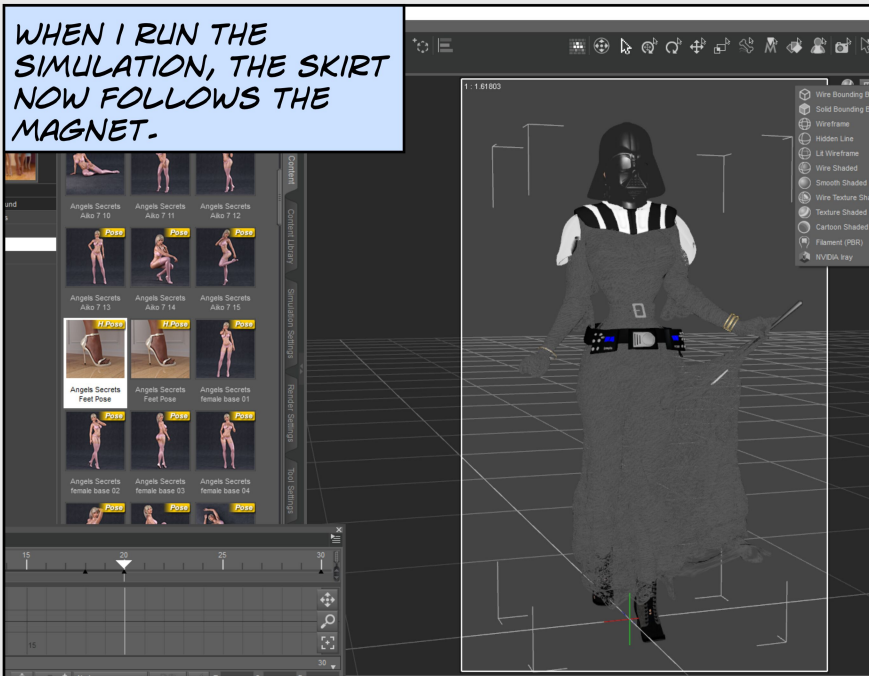
NOW I HAVE TO TELL DAZ WHERE TO START AND FINISH THE PLUCK. IN THE TIMELINE AT THE BOTTOM OF THIS FRAME, THE WHITE ARROW POINTS AT ZERO AND THE MAGNET IS IN FIRST POSITION.



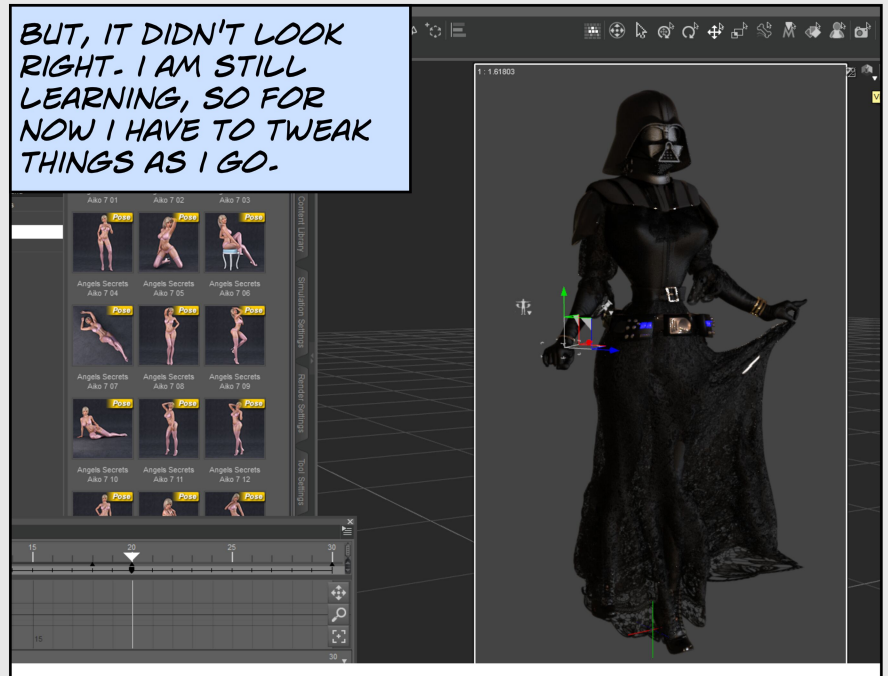
I MOVE THE TIMELINE DOWN AND THE MAGNET OUT.



WHEN I RUN THE SIMULATION, THE SKIRT NOW FOLLOWS THE MAGNET.



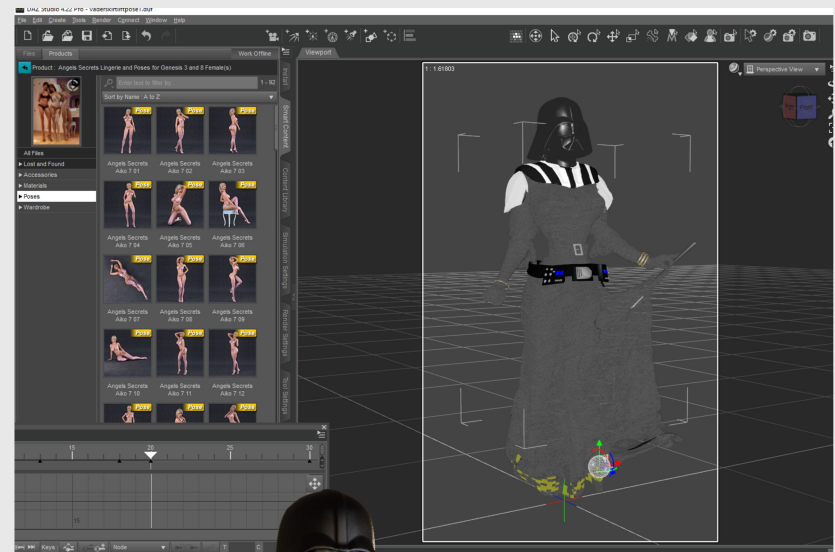
BUT, IT DIDN'T LOOK RIGHT. I AM STILL LEARNING, SO FOR NOW I HAVE TO TWEAK THINGS AS I GO.



I MODIFIED THE SCENE TO MAKE THE PLUCK LESS DRAMATIC, WHICH I THOUGHT LOOKED FINE, BUT I WASN'T HAPPY WITH THE HEM ON THE DRESS. I WANTED IT TO RISE ABOVE THE SHOES. SO, I THEN BROUGHT IN ANOTHER AMAZING TOOL CALLED THE MESH GRABBER.

IN THE SHOT TO THE RIGHT, I WAS ABLE TO SELECT THE HEM (YELLOW) AND THEN LIFT IT SO THE SHOE WOULD SHOW.

I COULD HAVE MADE ANOTHER MAGNET, BUT IN THIS CASE THE GRABBER WAS EASIER AND FASTER.



YOU CAN SEE THE RESULT TO THE RIGHT. THE SKIRT IS NOW A LITTLE MORE LIFTED. TRUTHFULLY, I COULD TWEAK THIS FOR ANOTHER HOUR TO TRY AND GET IT PERFECT, BUT I THINK IT LOOKS PRETTY GOOD AS A "GIRL ON THE GO" POSE WHERE VADER IS IN A BIT OF A HURRY SO GIVES HIS SKIRT A LITTLE TUG BUT NOT TOO MUCH. I'D LIKE TO HAVE HAD HIM PULL IT BACK MORE, SO MAYBE I WILL WORK ON THAT.

I HAVE A LOT OF DRESS RELATED IDEAS FOR THE MAGNET INCLUDING MORE DRAMATIC THINGS LIKE RUNNING AND MORE DRAMATIC PULLS AND TUGS.

THE TOOL ALSO WORKS ON HAIR, SO YOU MAY SEE SOME INTERESTING HAIR POSES AS WELL.



VADER DESIGNS



BEFORE I WRAP UP, I THOUGHT I WOULD SHARE MY THREE DESIGNS FOR FEMMED VADER IN THE ORDER THAT I MADE THEM. I HAVE USED ALL THREE. THE CATSUIT AND LACE OUTFITS ARE WHAT VADER WEARS EARLY ON AFTER HIS GENDER SWAP. HE DOESN'T NEED THE RESPIRATOR ANYMORE OR THE HELMET, BUT THEY ARE KEPT AS ELEMENTS OF HIS ENSEMBLES SO PEOPLE KNOW THIS HOT CHICK IS ACTUALLY THE DREADED DARTH VADER. FINALLY, HE ENDS UP BECOMING A BIT OF AN EXHIBITIONIST IN THE END, BUT WITH A BODY LIKE THAT, WHO CAN BLAME HIM?

AND HERE FINALLY IS A SCENE CREATED WITH TWO MAGNETS. I REALLY LIKE THE WAY THE DRESS DRAPES IN THE MIDDLE AND THIS TIME WITH THE TWO MAGNETS WORKING TOGETHER THE LIFT WAS ENOUGH THAT I DIDN'T NEED THE MESH GRABBER.

OKAY. THAT'S IT. HOPE YOU ALL ENJOYED

THANKS!

FOR YOUR SUPPORT.

YOU MAKE IT POSSIBLE FOR ME TO INVEST IN THE CLOTHES, HAIR, CHARACTERS AND EXOTIC TOOLS NEEDED TO MAKE ART WITH DAZ3D.

OH, YEAH-- AND IT ALSO GIVES ME THE TIME NEEDED TO WRITE!

ROCK ON, PEEPS.

BYE!

