



ONLINE PROGRAMME
Sept '23 – May '24

Draw

ABOUT DRAW ONLINE

ABOUT DRAW ONLINE

Welcome to Draw Brighton! We are a non-profit-making group running flexible and affordable drawing, painting & printmaking classes, open to everybody. In this brochure you'll find everything you need to know about the online events, courses & classes that we're running from September 2023 through to May 2024.

THE ONLINE PROGRAMME

This brochure deals with our online programme; we have a separate brochure for our in-person classes. With the exception of our 'Printmaking at Home' classes all of our sessions are run through the community patronage site Patreon, where you pay a monthly membership fee to get tiered access to our live online sessions, recorded classes and reference images. Our live classes can also be booked as one-off sessions via our website, although this is usually a more expensive alternative to Patreon membership. Join the mailing list on our website for up-to-date listings all year round.

WHAT TO DO IF YOU'RE NEW

If you've never done any online drawing before, you might want to try our resources before committing to a Patreon tier. You'll find links to free photosets, free introductions to both our online life drawing & portrait drawing courses, and details of the cheapest ways to sign up to our live online sessions here:

www.drawbrightonnavigator.com/starthere



FIND US ONLINE

Email info@draw-brighton.co.uk

Website www.draw-brighton.co.uk

Patreon [Draw](#)

Instagram [@DrawBrighton](#)

Facebook [Community Board](#)

ABOUT THE DRAW PATREON

The Draw Patreon is our one-stop-shop for life drawing and portrait drawing resources; it is the cheapest way to access our live sessions, pre-recorded Portrait Drawing Course, Life Drawing Course and artists' reference photos. To access all of these resources you just need to sign up to monthly membership of a Tier, log in to Patreon and you'll find all of the resources at your fingertips. You can cancel your membership or change Tier at any time, downgrading to

save money or upgrading to increase the resources you can access. On the next spread you'll find a summary of all the benefits you receive on each Tier of the Patreon.

25% of our Patreon income goes directly to our models in monthly royalties, 60% goes into funding the classes & photosets and 15% goes towards subsidising our in-person classes to keep them affordable for everybody, while paying models and tutors fairly.



FINDING YOUR WAY AROUND

THE DRAW WEBSITE



This is our main website, where you will find listings of all our online & in-person classes as well as links to the Draw Patreon and Navigator.

www.draw-brighton.co.uk

THE DRAW PATREON



This is where you sign up to access all of our resources. Create a Patreon account on the app or website & choose a Tier to access the materials you want.

www.patreon.com/DrawBrighton

THE DRAW NAVIGATOR



We made this website to help you navigate the Draw Patreon. Find what you need on the Navigator, click on it & you'll be taken to the correct page on Patreon.

www.drawbrightonnavigator.com

DRAW PATREON BENEFITS

	ONLINE PORTRAIT DRAWING <i>Mon 6-8pm</i>	ONLINE LIFE DRAWING <i>Wed 10-11am, 1-2 & 7-8:30pm</i>	ONLINE PORTRAIT CLUB <i>Thurs 7-8pm</i>	REPLAYS <i>Life & portrait replays</i>	BLOGS <i>Tutorials & interviews</i>	PORTRAIT DRAWING COURSE <i>Pre-recorded course</i>	LIFE DRAWING COURSE <i>Pre-recorded course</i>	PHOTOSETS <i>Clothed, life & portrait sets</i>	IN-PERSON DISCOUNT
SUPPORTER TIER £3.60.....monthly £38.88....annualy		Last Wed of the month	Every Week	8+ life drawing replays	100+ blogs & interviews	1-Lesson 1 taster	1-Lesson 1 taster	2000+ image archive 1 x new set per month	✓
THE PORTRAIT DRAWING TIER £14.40....monthly £155.52...annualy	Every Week	Last Wed of the month	Every Week	150+ life & portrait replays	100+ blogs & interviews	Full archive 1 x monthly lesson	1-Lesson 1 taster	5000+ image archive 2 x new sets per month	✓
THE LIFE DRAWING TIER £30.....monthly £324.....annualy	Every Week	Every Week	Every Week	200+ life & portrait replays	100+ blogs & interviews	Full archive 1 x monthly lesson	34-lesson course	10,000+ image archive 4-5 x new sets per month	✓
STUDENT* ALL ACCESS TIER £9.60.....monthly £103.68..annualy	Every Week	Every Week	Every Week	200+ life & portrait replays	100+ blogs & interviews	Full archive 1 x monthly lesson	34-lesson course	10,000+ image archive 4-5 x new sets per month	✓

**The Student Tier is open to anybody in financial need.*

Sign up for monthly membership. Cancel, upgrade or downgrade any time.

LIVE ONLINE SESSIONS

LIVE ONLINE SESSIONS

Our untutored live online sessions are a great chance to draw from a model posing live over Zoom alongside an international community of artists of all abilities. The sessions can be fun events to attend with friends elsewhere in the world and are a great way to ensure you get your drawing practice in from anywhere that you can get a wifi connection. The sessions are cheaper than in-person life drawing and for nervous beginners they can be a great way of drawing without being overlooked. We ask people attending to enjoy drawing in the moment and not to take photos or screenshots of the models – many of our sessions are recorded for you to return to later. Overleaf you'll find our weekly programme which runs all year without a break; it is always ok to arrive late to a session or to leave early.



FOR NON-PATREON MEMBERS

- * Any time in advance, visit the Draw website, find the session you'd like to attend, click through to [Eventbrite](#) and pay for your place
- * On the day of the session, get your painting or drawing materials ready and set up comfortably in front of your screen
- * Use the link received on booking to access the session via Zoom
- * Join the Zoom call with your camera on and your sound muted

FOR PATREON MEMBERS

- * Check that your Patreon Tier gives you access to the session you'd like to attend – there is no need to pre-book a place
- * Get your painting or drawing materials ready and set up comfortably in front of your screen
- * Log in to [Patreon](#) and find the Zoom links at the top of the Patreon feed
- * Join the Zoom call with your camera on and your sound muted.

WEEKLY TIMETABLE

MONDAYS

Online Portrait Drawing / 6-8pm (UK Time) / £8 (£5 discounts)

With a different clothed model posing each week we start with a 10-minute interview followed by 2 x 45-minute-long portrait poses. Free for Portrait, Life & Student Tiers and recorded for the Patreon archive.

WEDNESDAYS

Online Life Drawing* / 10-11am (UK Time) / £6 (£4 discounts)

Draw from an unclothed model posing holding 5 x 1min, 5 x 3min & 1 x 30 min poses. Free for Life & Student Tiers.

Online Life Drawing * / 1-2pm (UK Time) / £6 (£4 discounts)

Draw from an unclothed model posing holding 5 x 1min, 5 x 3min & 1 x 30 min poses. Free for Life & Student Tiers.

Online Life Drawing: Themed* / 1-2pm (UK Time) / £7 (£4.50 discounts)

Draw from an unclothed model posing holding 5 x 1min, 5 x 3min, 2 x 10min & 1 x 30 min poses. Free for Life & Student Tiers and recorded for the Patreon archive.

**Free for all Tiers on the last Wednesday of the month*

THURSDAYS

Portrait Club / 7-8pm (UK Time) / £3

Everybody joining the Zoom call is split into breakout rooms of 4-5 people where they take it in turns to pose for 8-10 minute portraits – everybody draws and everybody poses! Free for all Tiers.

ONLINE PRINTMAKING AT DRAW

ONLINE PRINTMAKING AT DRAW

If you've always wanted to try printmaking at home but don't have access to a dedicated workshop, these online sessions are for you! Developed during Scarlett's time as relief & lithography technical demonstrator at Brighton University these in-depth but accessible introductions to relief, planographic and intaglio printmaking include a materials box sent by post, weekly pre-recorded tutorials, access to a virtual classroom and weekly live sessions over Zoom.

The courses are suitable for attendees with no printmaking experience and for those with some experience who want to develop their practice under expert guidance. A small amount of additional equipment will be required, detailed in full on the Draw website. International attendees and those who already have the necessary materials can book a cheaper place without the materials boxes. All of the sessions can be booked via the Draw website - if you'd like a materials box, please book at least nine days before the course start-date for postage.



ZOOM PRINT CLUB

1-4pm (UK time)
Zoom
£0-£4 donation
Sun 15 Oct, [12 Nov](#), [3 Dec](#), [28 Jan](#),
[25 Feb](#), [24 Mar](#), [21 Apr](#), [19 May](#)

Zoom Print Club is an untutored, drop-in online printmaking session where anybody with some printmaking experience can log in to work alongside one another in a shared Zoom-studio. Scarlett hosts the session and will be on hand to answer your printmaking questions, or address any printmaking troubleshooting problems you may have. Throughout the session we will be chatting about our work, exhibitions we've seen recently and the price of ink, all while we work from our own home spaces.

Taught by Scarlett Rebecca
[@scarlettbecca](#)
[scarlettbecca.co.uk](#)



PLANOGRAPHIC PRINTMAKING AT HOME (4 WEEK COURSE)

[10am-12](#) or [4-6pm](#) (UK time)
Zoom
£105 with a materials box
£85 with no materials box
[Sat 10th Feb – Sat 2nd March '24](#)

This introduction to planographic printmaking is suitable for all abilities and is open to anybody who is keen to give printmaking a go.

The course involves a combination of pre-recorded instructional videos, live problem-solving sessions and access to a virtual learning community. Over the four weeks you will learn kitchen lithography, monotype, chine-collé, monotype drawing, hand tinting & paper plate lithography from home, with no press needed.

Taught by Scarlett Rebecca
[@scarlettbecca](#)
[scarlettbecca.co.uk](#)



INTAGLIO PRINTMAKING AT HOME (4 WEEK COURSE)

[10am-12](#) or [4-6pm](#) (UK time)
Zoom
£105 with a materials box
£85 with no materials box
[Sat 6th – Sat 27th April '24](#)

This introduction to intaglio printmaking is suitable for all abilities, from beginners to anybody wishing to refresh their skills.

The course involves a combination of pre-recorded instructional videos, live problem-solving sessions and access to a virtual learning community. Over the four weeks you'll have the chance to try drypoint engraving, monotype, Tetra Pak drypoint, carborundum printing & viscosity printing with no press required.

Taught by Scarlett Rebecca
[@scarlettbecca](#)
[scarlettbecca.co.uk](#)

REPLAYS




At the end of each of our weekly evening Portrait & Life Drawing sessions we upload a recording of the class onto the Draw Patreon. This has developed into an archive of 200+ recordings which Patreon

supporters can revisit at any time, meaning that if you can't make it to a live session or you want a second try at drawing a pose that you particularly enjoyed you'll be able to catch up using the replays.

BLOGS

All of our Patreon supporters get access to our full archive of over 100 blog posts and interviews, ranging from instructional blogs on some of the trickier aspects of portrait drawing to inspirational posts about historical & contemporary artworks. Included in these posts are our ETC video

series where we talk to artists like Chris Riddell, Anita Taylor and Wuon-Gean Ho about their artistic practices; PDF versions of the Draw Journal, with articles from artists, tutors and life models; and Lancelot Richardson's entire 34-week life drawing courses in detailed blog format.



ONLINE PORTRAIT DRAWING COURSE



Our online portrait drawing course is pre-recorded and released monthly on the Draw Patreon. It is arranged in 12-week terms and has been devised by the head tutor of Draw, Jake Spicer. The course is open anybody who wants to improve their

observational figure drawing and is designed for people of all abilities, with core exercises that are suitable for complete beginners and developed exercises for more experienced students. The video tutorials are intended to be used alongside our live online sessions,

replays or photosets and could also be used to accompanied real-life untutored drawing sessions. The course can be immediately accessed by anybody on the Portrait, Life & Students Tiers with the first class available for free via the link at the start of this brochure.

TERM 1: LEARNING TO SEE

The first term will teach you to see your model's face more clearly by developing a deeper awareness of contour, shape and tone. The aim of the course is not to teach a single method of drawing but to propose drawing exercises that help you look at a person in a variety of different ways. If you find yourself enamoured of a particular exercise and want to spend three months riffing off of a single week's lesson, then that is great. You can pick the course up again when you are ready, knowing the course will still be waiting here for you. As part of the course you can submit your

drawings for feedback from our tutors. Here are the lessons that are available on Patreon:

1: Seeing without prejudice

Available now

2: Horizons of the face

Available now

3: Cutouts

Available now

04: Constellations

Available now

05: Boundaries

Available now

06: Distances

Available now

07: Seeing dark

Released in Nov '23

08: Quantifying darkness

Released in Dec '23

09: Seeing light

Released in Jan '23

10: Time

Released in Feb '23

11: A portrait

Released in March '24

12: Looking ahead

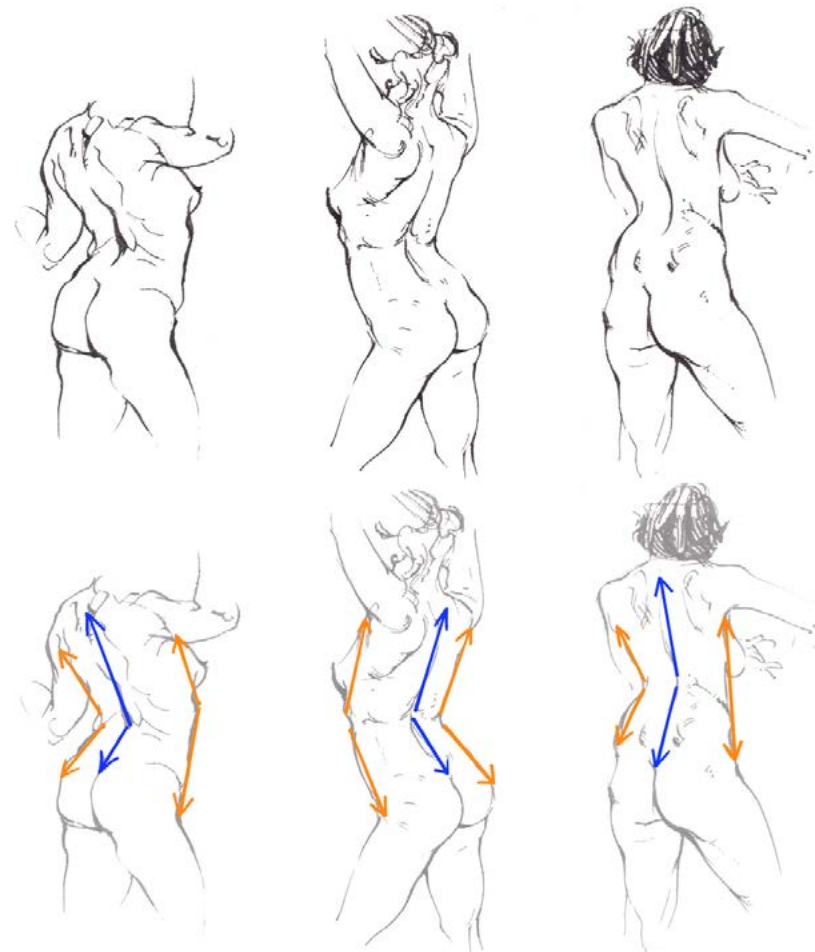
Released in April '24



ONLINE LIFE DRAWING COURSE

The [Online Life Drawing Course](#) is a complete, pre-recorded life drawing course devised by Lancelot Richardson. It is intended to be used while practicing from our online sessions, in-person life drawing classes in your local area and our own reference photosets. Here are the topics covered in the course:

1. Introduction
2. Contour & Line
3. Negative Space
4. Tone
5. Hatching
6. Cross Hatching
7. Ink & Wash
8. Tonal Value
9. Tonal Shapes
10. Tonal Edges
11. Subtractive Tone
12. Midtone Papers
13. Problem Solving Pt 1
14. Problem Solving Pt 2
15. Christmas Special
16. Gesture Pt 1
17. Gesture Pt 2
18. Form
19. Weight
20. Balance
21. The Figure in Context
22. Foreshortening
23. Illusions of Depth
24. Introduction to Anatomy
25. The Head
26. Neck and Shoulders
27. The Torso
28. The Back
29. Hips & Genitals
30. Legs
31. Feet
32. Arms
33. Hands
34. Fat & Skin Folds
35. Skin Tone & Colour
36. Body Hair



For each topic Lancelot has produced a 1-hour tutorial video, a blog post and 1-hour in-depth demonstration video. You can choose whether to dip into those tutorials to solve drawing problems as they arise, or to work through the course from start to finish, requesting input from Lance via our feedback channels. This popular course has helped

hundreds of people to improve their figure drawing and we've made the blog version available to anybody on the Supporter & Portrait Tier. The full video version of the course is available to everybody on the Life & Student Tiers.

REFERENCE IMAGES

The Draw Patreon was originally set up with the dual purpose of both providing high quality life drawing & portrait reference to artists during lockdown and giving models an ongoing income while they were without work. We have since developed one of the largest libraries of professionally photographed artist's reference on the internet and continue to pay our 50 core life models an ongoing monthly royalty for their contributions.

By signing up to the Patreon you'll have tiered access to our library of 10,000+ images as reference for your own drawing, painting and sculpture.

As a Patreon supporter you are welcome to combine or alter the images to create reference for your work and to sell original artworks informed by our reference photos without needing to credit Draw. Here is a taster of some of our most popular sets:



DRAWING CIRCUS

Reference images of dramatic costumed tableau taken at our live, themed drawings sessions.



ANATOMY STUDIES

Close up photo reference cropped to accompany our tutored life drawing course.



LEMONADE

A special series art-directed by artist Laura Ryan evoking unnerving and whimsical themes.



DRAWVERSITY

Part of Jade Hylton's initiative to make life modelling more welcoming to models of colour.



BUBBLEGUM BOUGUEREAU


A stylised collection of group poses referencing the paintings of William-Adolphe Bouguereau.



SONAMBULIST

A Halloween photoset as part of our new seasonal series of reference images.

LIFE PHOTOSETS



With a new set released every month for the all-access Life & Student Tiers our unclothed 'Life' photosets have been shot by photographers [Olly Hearsey](#) at The Brighton Studio and [Justyna Neryng](#) in our own Draw studio.

The sets, featuring models with a wide range of body shapes, include straight-on views that reflect poses you might see in a life class to more unusual overhead & forshortened views and poses that feature more than one model.

PORTRAIT PHOTOSETS

Our portrait sets are our most popular source of reference, featuring 50 different models with each set including a variety of head angles & expressions, including full rotations. The high-resolution photo-sets can be

used for general drawing practice or for developing more in-depth personal work. We are currently seeking more models over 60yrs old for upcoming photosets and look forward to continuing to expand the library each month.



CLOTHED PHOTOSETS

Our clothed photo-sets range from elaborately costumed and themed group poses to photos of models in every-day outfits enacting ordinary day-to-day tasks. We release a new clothed

photo-set each month for all of our supporters and we are planning a range of seasonally themed photosets for the year ahead including Halloween and Christmas specials!



ROTATION PHOTOSETS



Our rotation sets were originally developed to help sculptors working from home make clothed, unclothed & portrait sculptures from reference but we've since found they are popular with artists working in 2D and 3D media alike. Our early photo-sets include 8 photos per rotation

but following feedback we've increased that to 26 different angles, recording the poses from a high angle as well as straight on. We now have over 100 full-body rotations of 30 different models on the Draw Patreon for you to work from, accessible across a variety of tiers.

FIND US ONLINE

Here are a few different ways to connect with us:

WEBSITE

Find our upcoming events at www.draw-brighton.co.uk

PATREON

Support us at www.patreon.com/DrawBrighton

YOUTUBE

Watch our videos at www.youtube.com/DrawBrightonOnline

INSTAGRAM

Follow us [@draw_brighton](https://www.instagram.com/draw_brighton)
Share your drawings with [#drawbrighton](https://www.instagram.com/hashtag/drawbrighton)

FACEBOOK

Follow us at: www.facebook.com/DrawBrighton
Share your work in our [Community Notice Board](#)

EMAIL

Ask us any questions at info@draw-brighton.co.uk

POST

Studio 1 South Lvl 5
New England House
New England Street
Brighton / BN14GH

Sign up to our monthly mailing list here: www.draw-brighton.co.uk/contact



DRAW ONLINE & IN-PERSON WEEKLY TIMETABLE SEPT 23 - MAY 24

MON					6 - 8pm Portrait drawing
TUES				Portrait drawing replay released	6:30 - 8:30pm Portrait Club* *Open House pub
WED	10 - 1pm Life Drawing		1 - 2pm Life Drawing		7 - 9pm Life Drawing 7 - 8:30pm Life Drawing
THURS	10 - 12 midday Tutored Drawing		1 - 3pm Life Drawing	Life drawing replay released	7 - 9pm Life Drawing 7 - 8pm Prt. Club
FRI	Photo-set released	12 - 2pm Life Drawing		3 - 6pm Clothed Figure Drawing (Long Pose)	7pm - late Special events <i>See full programme</i>
SAT	10am - 5pm Special events <i>See full programme</i>				
SUN	10am - 5pm Special events <i>See full programme</i>				

KEY

ONLINE EVENTS

IN-PERSON EVENTS

www.draw-brighton.co.uk
[@draw-brighton](https://twitter.com/draw-brighton)

