

## Walkthrough to A Struggle With Sin 0.1


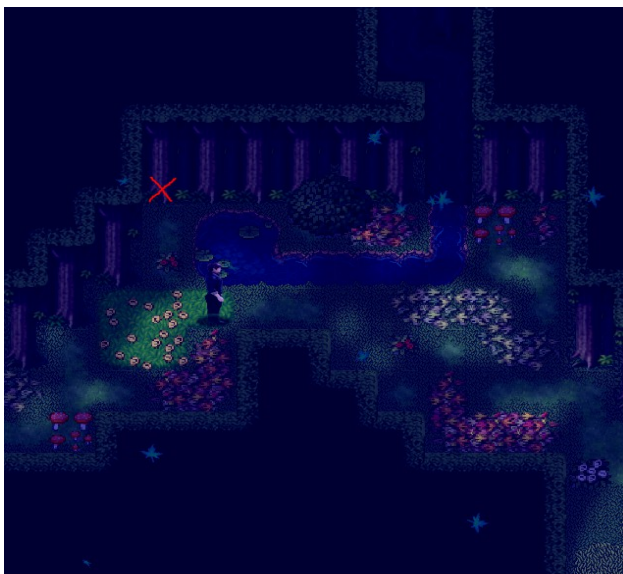
### 1. Intro

1. After picking up your bow cross the river and watch the guard captain train with one of the soldiers. You learn Defensive strike
2. Walk inside the Inn and talk to the Innkeeper to get something to drink.
  - Optional: Kate asks you to find her ring.




If you keep it for yourself: +1 corruption. Else: +1 Affection from Kate

3. Talk to Marcus and Mira after that follow Marcus inside the hut. You get to chose if you want to interrupt or stay hidden.
4. After leaving Dave will show up to give you a beating. Counter him by using the Defensive strike. +1 Affection Mira
5. Walk north into the forest and walk up to the lookout. First encounter with a deer which you will always fail because you are drunk.
6. Walk home cross the bridge and chose whatever you like.
7. Walk first to your hut (left of the inn) then to Emilys house (north of it) then to the mayors house (cross the river to the NE)
8. Talk to Rick inside the inn and afterwards to Thomas the innkeeper
9. Move to the forest to find the hidden path



10. Take the path to the valley to the left

11. Inside the hut pick up the silver and use the Firestones to light the candle



12. Pick up 4 books from the bookshelves and leave the hut

13. In the encounter with the witch pick whatever you like. If you chose to fuck her this will have effects in later versions

14. Intro completed

## 2. Mira

1. Walk inside Emily's Hut and talk to Emily. She will put you on a task to get Wood and something she can cook. To get wood you have to talk to **Tia** for cooking you can hunt at the lookout or go to the shop and buy vegetables.
2. Talk to Mira (make sure your lust is below 80) ask her what she's reading
3. Go to the shop and talk to Lucius. Talk about „I was wondering“ - „Say nothing“ to add Anesthetic to his shoplist. Pick „I w
4. as wondering“ again, „tell him“ - „What if...“ which will Add the quest Controlling your Lust
5. Pick the parchment from the shelf (50 copper)
6. Walk to the lookout in the forest and pick up charcoal



7. You now need to talk to Mira after dinner which is only possible if you complete Emilys task. So either hunt for a rabbit (which will give you one Affection from Emily) or buy vegetables at the shop. For wood talk to Tia and buy or help her chop wood.
8. Make sure lust<80 (P). Talk to Mira and get reading 1. do the same thing again to get reading 2
9. If you are at 7 Affection you can put your arm on her back while reading
10. repeat at 8A hand on back and keep it calm
11. repeat at 9A kiss her
12. at 10 repeat kissing 2times. Emily will find out about the two of you, which will end the questline for this version.

Additional: You can spy on Mira during the night when she is preparing for bed (22h) just be sure to not get caught by Emily

### 3. Tia (Woodcutter north of the village)

1. Talk to her (lust<80) to chop wood, repeat (if Affection < 2 she will need another round of chopping)
2. Affection 3+: Talk to her about the topics. Beginning Interests to top. On „how she gets by“ Disagree with her. After talking about Origin you need to talk to Rick about Tia and tell him to get more information. (Talk to him Early morning at the bridge or at the inn during the evening)
3. Affection 7+: Chop 2 times more and you can choose to kiss her she will ask you then to visit her at home.
4. Addition: If you completed the „control your lust“ quest from Lucius you can spice her water (which she will ask you to bring her at 7+A) go to the Waterbarrel next to the fighting pit. Afterwards use your Masturbation skill. At 2+ corruption she Is ok with you touching her in the open (100 lust talk to)

### 4. Kate (waitress at the inn)

1. If you stay the night at the inn (Claire quest or pay for your stay) you will see her talk to Thomas at 0am. Step in or watch (no consequence jet but will in future update)
2. Walk in on her when she is dressing for bed

### 5. Claire

1. Talk to her during the day at the inn so you can help her in the evening
2. At 6pm-22pm help her in the kitchen peel poatoes. If you manage 20+ (the event is repeatable) you get +1 Affection
3. at 5+ Affection talk to her when she is dressing for bed

## 6. Lucius

1. After getting the „Controlling your lust“ quest (see Miras quest) buy Anaesthetic from his shop
2. Walk over to the witches cottage. Talk to her. Select option 3 (even if you don't plan to do so)
3. Make sure (lust<80) talk to her again and ask „About my situation“ - Distract her. While she is up looking for her potions walk over to her cauldron and put in the Anaesthetic
4. Hide outside the room



5. Search the bookshelves until you find a book about potions
6. Talk to Lucius and give him the book. After that he want's a sample of your sperm (use Masturbate) give it to him and come back the next day
7. From now on you can buy empty vials at his shop and sell bottles of cum to him (the amount you sell him will have effect in future versions)

Hunting: The hunting system is a placeholder for now until I come up with a better solution. To actually hit with the bow you need to first Take aim and then fire. If however you are detectet and an enemy strikes you you will lose the focus buff. So when fighting orcs switch to your dagger. (skills)

Additional:

You can always visit Gwen and submit to her.

If you lose to the orcs while hunting...

That's it, more to come in future versions

