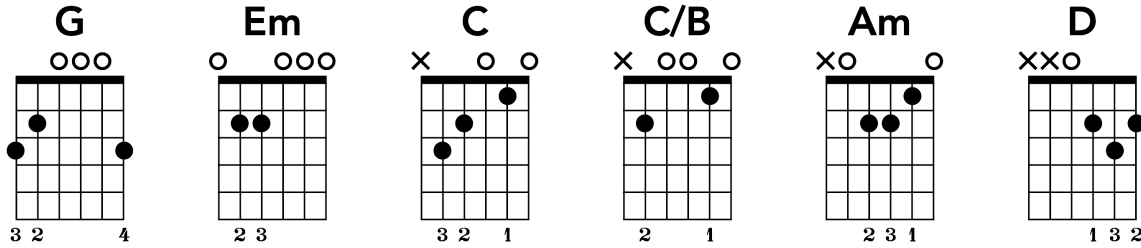


Swift Guitar Lessons




"Redemption Song" By Bob Marley

Key of G | Standard Tuning | 115 BPM | Oct. 1980 | Island/Tuff Gong



Intro: Repeat 2x | Add hammer-ons to match Bob's style.



Verse 1:

G **Em** **C** **C/B** **Am**
Old pirates, yes, they rob I ___ sold I to the merchant ships
G **Em** **C** **C/B** **Am**
Minutes after they took I ___ from the bottomless pit
G **Em** **C** **C/B** **Am**
But my hand was made strong ___ by the hand of the almighty
G **Em** **C** **C/B** **D**
We forward in this generation ___ Triumphantly

Chorus 1:

(D) **G** **C** **D** **G**
Won't you help to sing ___ these songs of freedom?
C **D** **Em** **C** **D** **G** **C** **D** **G** **C // D // |**
'Cause all I ever have ___ redemption songs ___ redemption songs

Verse 2:

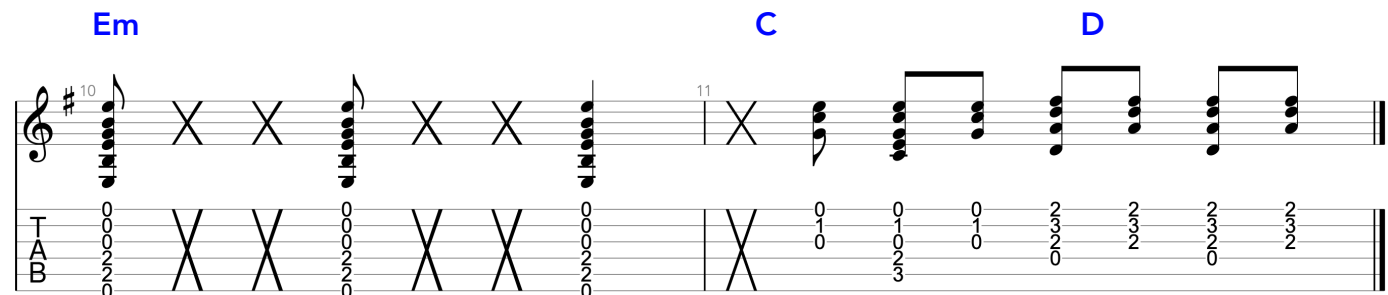
G **Em** **C** **C/B** **Am**
Emancipate yourselves from mental slavery, none but ourselves can free our minds
G **Em** **C** **C/B** **D**
Have no fear for atomic energy, cause none of them can stop the time
G **Em** **C** **C/B** **Am**
How long shall they kill our prophets while we stand aside and look?
G **Em** **C** **C/B** **D**
Some say it's just a part of it ___ we've got to fulfill the book

"Redemption Song" By Bob Marley

Chorus 2:

(D) G C D G
 Won't you help to sing ___ these songs of freedom?
 C D Em C D G C //
 'Cause all I ever have ___ redemption songs
 D G C D G C // D // |
 Redemption songs ___ redemption songs

Instrumental Section: Repeat 4x



Verse 3:

 G Em C C/B Am
 Emancipate yourselves from mental slavery, none but ourselves can free our minds
 G Em C C/B D
 Have no fear for atomic energy, cause none of them can stop the time
 G Em C C/B Am
 How long shall they kill our prophets while we stand aside and look?
 G Em C C/B D
 Some say it's just a part of it ___ we've got to fulfill the book

Chorus 3:

(D) G C D G
 Won't you help to sing ___ these songs of freedom?
 C D Em C D G
 'Cause all I ever have ___ redemption songs
 C D Em C D Em
 'Cause all I ever have ___ redemption songs
 C D G C D G
 These songs of freedom _____ songs of freedom

C // C/B //	Am ////	Am ////	Am6 ////	Am6 /// Stop
-------------	---------	---------	----------	--------------