



**HOMEWORK No. 2**

On this page, we'll add an extra layer. On the left side of the page, figure out whether the triad is major or minor, just like the page before. If the triad on the left is major, convert it to a minor triad on the right side by flattening (or unsharpening) the 3rd. If the triad on the left is minor, convert it to a major triad on the right side of the page by sharpening (or unflattening) the third.

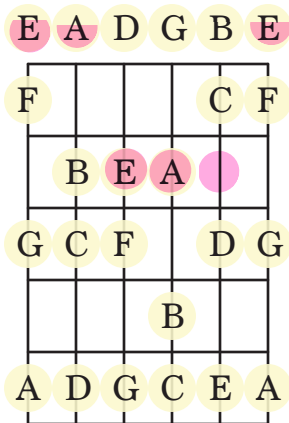
This triad is <u>Major</u> B <u>M3</u> D# <u>m3</u> F# R → 3 → 5	Convert →	Converted to <u>Minor</u> B <u>D</u> F# R → 3 → 5
♭ ♭ ♭ ♭ ♭		
This triad is <u>Major</u> G <u>M3</u> B <u>m3</u> D R → 3 → 5	Convert →	Converted to <u>Minor</u> G <u>B♭</u> D R → 3 → 5
♭		
This triad is <u>Minor</u> F <u>m3</u> A♭ <u>M3</u> C R → 3 → 5	Convert →	Converted to <u>Major</u> F <u>A</u> C R → 3 → 5
This triad is <u>Major</u> D♭ <u>M3</u> F <u>m3</u> A♭ R → 3 → 5	Convert →	Converted to <u>minor</u> D♭ <u>F♭</u> A♭ R → 3 → 5
This triad is <u>Minor</u> E♭ <u>m3</u> G♭ <u>M3</u> B♭ R → 3 → 5	Convert →	Converted to <u>Major</u> E♭ <u>G</u> B♭ R → 3 → 5
This triad is <u>Major</u> A <u>M3</u> C# <u>m3</u> E R → 3 → 5	Convert →	Converted to <u>minor</u> A <u>C</u> E R → 3 → 5

**HOMEWORK No. 2**

Finally, lets have more fun with major and minor triads. In this homework, create two triads with the same root note - one major and one minor. Explore the similarities and differences between the two triads. The root and the fifth remain unchanged, and the third moves a half step.

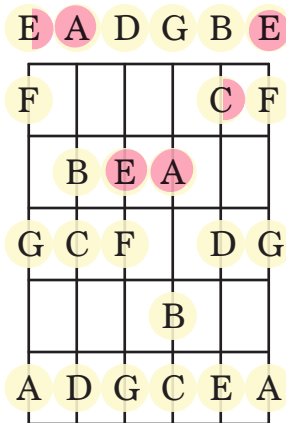
**A Major Triad**

A C# E  
R 3 5



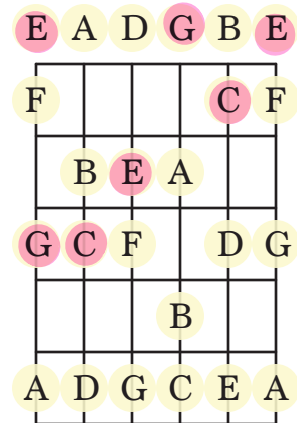
**A Minor Triad**

A C E  
R 3 5



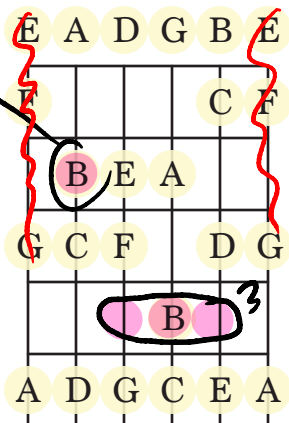
**C Major Triad**

C E G  
R 3 5



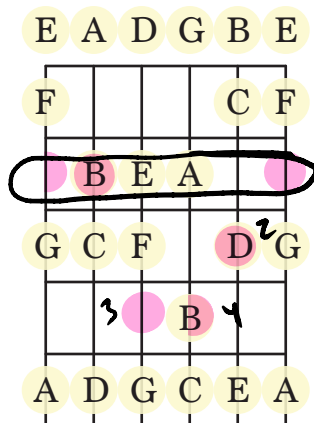
**B Major Triad**

B D# F#  
R 3 5



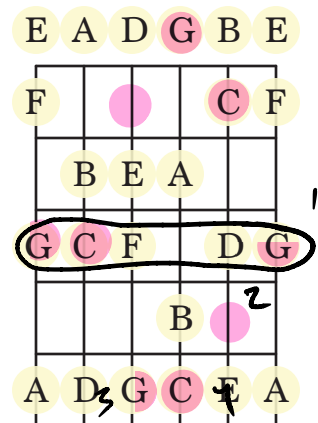
**B Minor Triad**

B D F#  
R 3 5



**C Minor Triad**

C Eb G  
R 3 5

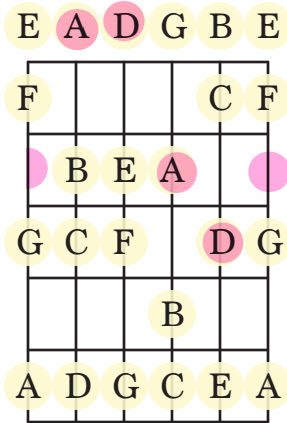


**HOMEWORK No. 2**

**LESSON #6**

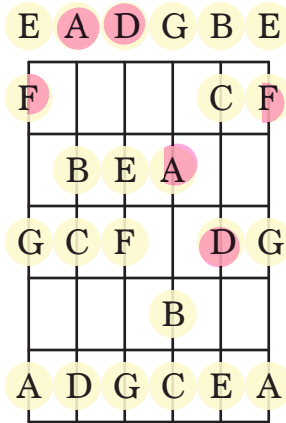
**D Major Triad**

D F# A  
R 3 5



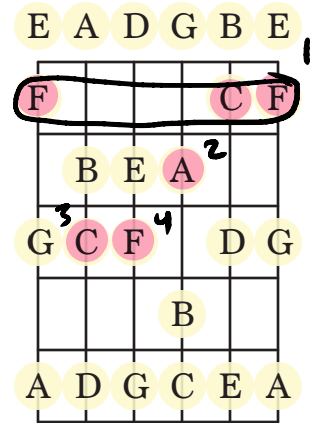
**D Minor Triad**

D F A  
R 3 5



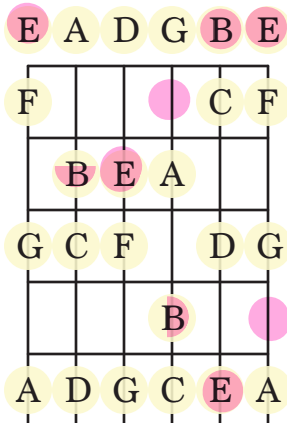
**F Major Triad**

F A C  
R 3 5



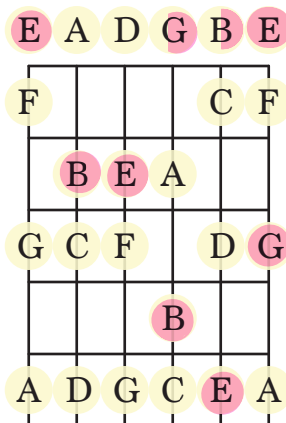
**E Major Triad**

E G# B  
R 3 5



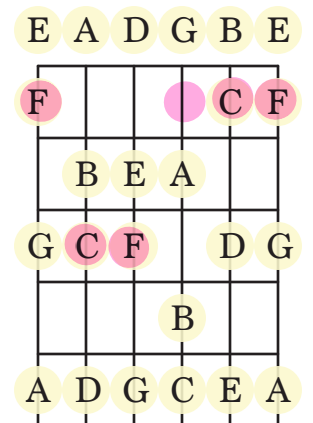
**E Minor Triad**

E G B  
R 3 5



**F Minor Triad**

F A<sup>b</sup> C  
R 3 5

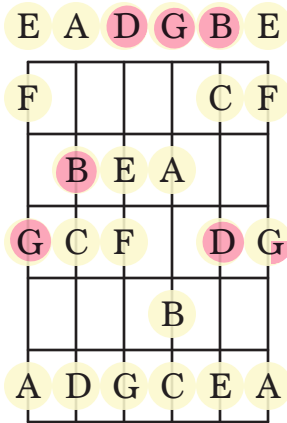


HOMEWORK No. 2

LESSON #6

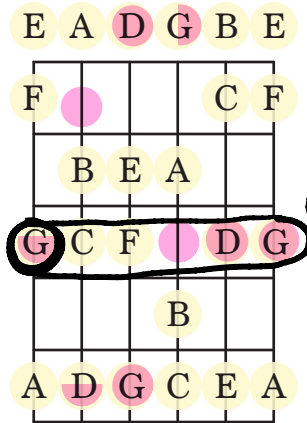
**G Major Triad**

G B D  
R 3 5



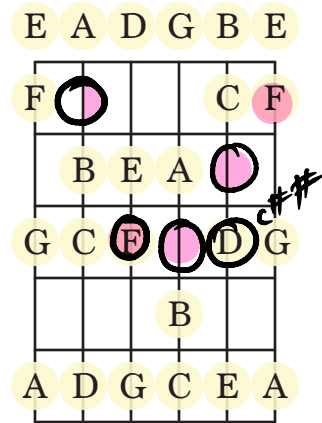
**G Minor Triad**

G B<sup>b</sup> D  
R 3 5



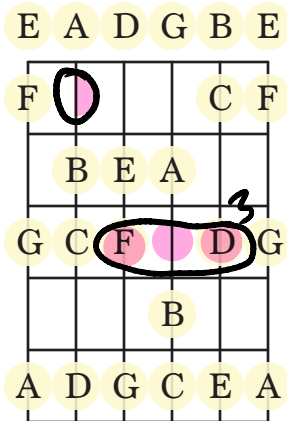
~~A# Major Triad~~  
*Minor*

A# C# E#  
R 3 5



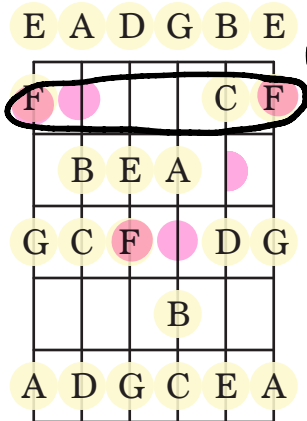
**B<sup>b</sup> Major Triad**

B<sup>b</sup> D F  
R 3 5



**B<sup>b</sup> Minor Triad**

B<sup>b</sup> D<sup>b</sup> F  
R 3 5



**A# Minor Triad**

A# C E#  
R 3 5

