

NG ++



Hidden Body



G \* Hunter's Ring (089/107)



G \* Lingering Dragoncrest Ring +2 (090/107) - Equip


NG ++



Hidden Body



Drop



Hidden Body

D \* Divine Pillars of Light (32/35)

SAVE



Hidden Body

G \* Sage Ring +1 (091/107) - Equip

Use Homeward Bone - bonfire last rested at

NG ++



Crystal Soul Spear



SAVE

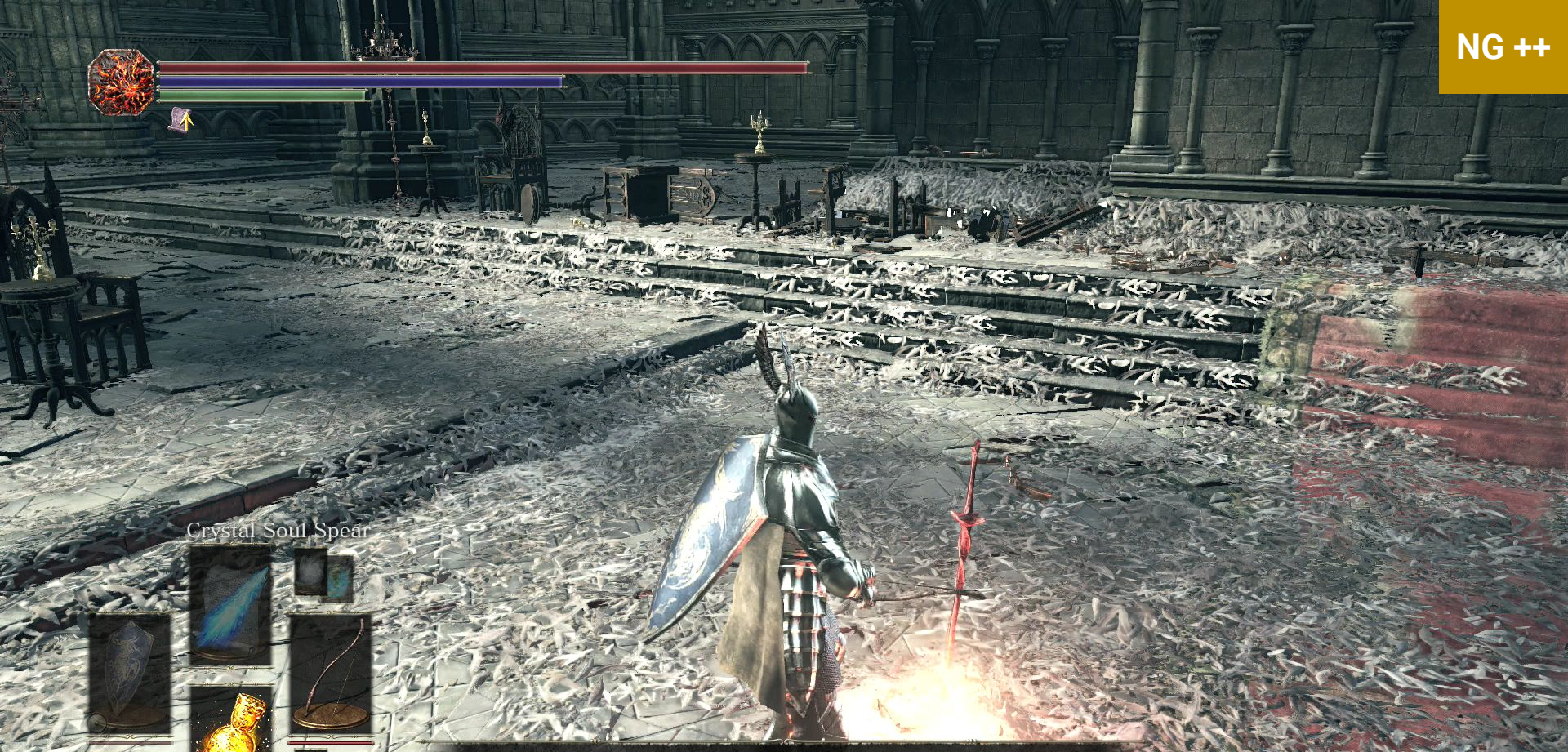


## BOSS STRATEGY

Use Crystal Soul Spear at range

Use Bow and Arrow

Use Symbol of Avarice



Unequip Bow and Arrows  
Travel - Firelink Shrine



NG ++



Crystal Soul Spear



Endurance +29



Firelink Shrine

Bonfire level 11

Travel

Attune Spell


Organize Storage Box

Burn Undead Bone Shard

Leave

X:OK O:Close

The image shows a dark, ornate menu overlay with a decorative border. At the top left is a small icon of a bonfire. The text is white and centered. The background is a dark, stone-walled area with a large bonfire in the center, which is the source of light for the scene.



Hidden Body

SAVE

G \* Sage Ring +2 (092/107) - Equip




Hidden Body

G \* Wood Grain Ring +1 (093/107)



Hidden Body

Stairs to elevator



Hidden Body



Get off at first opening

NG ++



Hidden Body



G \* Dragonscale Ring (094/107)



Hidden Body



Kill enemy



NG ++



Hidden Body



Kill enemy  
G \* Magic Stoneplate Ring (095/107)



Crystal Soul Spear

Switch Lingering Dragoncrest Ring +1 for Lingering Dragoncrest Ring +2

Switch Sage Ring for Sage Ring +2

**SAVE**



## BOSS STRATEGY

Use Crystal Soul Spear at range during phase 1

Lock enemy up behind roots

Use Pestilent Mist during phase 2

Use Symbol of Avarice



Trophy earned!

🏆 Oceiros, the Consumed King



# HEIR OF FIRE DESTROYED

Pestilent Mist



Soul of Consumed Oceiros

1

🏆 \* OCEIROS, THE CONSUMED KING - Defeat Oceiros, the Consumed King (30/43)



Crystal Soul Spear

A \* Path of the Dragon (bottom) (32/33)  
Illusory Wall (top)



Trophy earned!

Untended Graves



Crystal Soul Spear



\* **UNTENDED GRAVES** - Reach the Untended Graves (31/43)

Rest



G \* Ashen Estus Ring (096/107) (start of the game area)



Invader will return home  
Quit, **SAVE**





Hidden Body

## BOSS STRATEGY

Use Crystal Soul Spear (phase 1), Homing Crystal Soulmass (phase 2)

Backroll x4

Use Symbol of Avarice



Trophy earned!

Champion Gundyr



Crystal Soul Spear



Soul of Champion Gundyr

1

\* CHAMPION GUNDYR - Defeat Champion Gundyr (32/43)



## Champion Gundryr

---

Travel

---

Attune Spell

---

Organize Storage Box

---

Leave

 :OK  :Close



Hidden Body

G \* Hornet Ring (097/107)



Crystal Soul Spear

G \* Ring of Steel Protection +1 (098/107)

NG ++



Crystal Soul Spear



G \* Life Ring +3 (099/107)



Crystal Soul Spear



Eyes of a Fire Keeper (behind illusory wall where Irina used to be)



Kill

G \* Priestess Ring (100/107)

Use Homeward Bone - Shrine Bonfire





Crystal Soul Spear

...Give Eyes of a Fire Keeper, ...Yes, ...Talk, ...Wish for a world without flame, ...Talk



Fire Keeper

Level Up

Talk

Leave

X :OK O :Close



Endurance (as high as possible)



Firelink Shrine

Bonfire level 11

- Travel
- Attune Spell
- Organize Storage Box
- Burn Undead Bone Shard
- Leave

X:OK O:Close

The image shows a dark, ornate menu overlay with a decorative border. At the top left is a small icon of a bonfire. The title 'Firelink Shrine' is in a serif font. Below it, 'Bonfire level 11' is displayed. The menu items are listed in a simple font, each on a separate line with a horizontal line below it. At the bottom, there are two options: 'X:OK' and 'O:Close', where X and O are inside circles.



Hidden Body



SAVE  
Follow path



Hidden Body





### Hidden Body

C \* Profaned Coal (04/04)

Exit room and go left to find closed locked gate



Hidden Body



Use Jailer's Key Ring



### Hidden Body



Talk, Talk, ...Offer help, ...Save her nonetheless (she'll disappear)





Leave Karla's cell and go left, up stairs, up elevator



### Hidden Body



D \* Lightning Blade (33/35)



## Gestures

Point forward



Select gesture for this slot

⊗ :OK ○ :Close ◻ :Test now ▲ :Switch



## Path of the Dragon



(triangle to switch gesture to Path of the Dragon)  
Perform Path of the Dragon gesture

NG ++



Trophy earned!  
Archdragon Peak



Hidden Body



\* ARCHDRAGON PEAK - Reach Archdragon Peak (33/43)



Crystal Soul Spear

Path to gate

NG ++



Hidden Body

(left)



Crystal Soul Spear

G \* Lightning Clutch Ring (101/107)




Open Gate  
SAVE



NG ++



Pestilent Mist



Ancient Wyvern



G \* Ring of Steel Protection (102/107)

Quit



## BOSS STRATEGY

Equip/Use Storyteller's Staff Poison x3 & Pestilent Mist x6

Use Symbol of Avarice

NG ++



Trophy earned!  
Ancient Wyvern



# HEIR OF FIRE DESTROYED

Pestilent Mist



Dragon Head Stone

1

\* ANCIENT WYVERN - Defeat Ancient Wyvern (34/43)



Hidden Body



Rest



## Gestures

Path of the Dragon



Select gesture to use

⊗ :OK   ⊙ :Close   ⊞ :Test now   ▲ :Switch





Hidden Body

Stairs / Archway

NG ++



Hidden Body

Ladder



G \* Thunder Stoneplate Ring (104/107)





Hidden Body

Cross wooden bridge



**SAVE**

Exit, left, stairs past Dragon, archway, left, right



Hidden Body

Archway past enemy to bonfire

NG ++



Hidden Body

Rest

**SAVE**

Follow right path



Crystal Soul Spear

Kill all enemies

NG ++



Crystal Soul Spear



G \* Havel's Ring +1 (105/107)

NG ++



Crystal Soul Spear



Rest





NG ++



Hidden Body

Drop, right, archway



Crystal Soul Spear

D \* Great Magic Barrier (34/35)

Use Homeward Bone - bonfire last rested at

NG ++




Crystal Soul Spear



Pull lever





Crystal Soul Spear



Switch Lingering Dragoncrest Ring with Thunder Stoneplate Ring +2

**SAVE**



Crystal Soul Spear

## BOSS STRATEGY

Use Crystal Soul Spear on Dragon x5 (phase 1)

Keep backing up, block everything, exercise good stamina management, Use Crystal Soul Spear at range

Use Symbol of Avarice



Trophy earned!

🏆 The Nameless King



# HEIR OF FIRE DESTROYED

Crystal Soul Spear



Soul of the Nameless King

1

🏆 \* THE NAMELESS KING - Defeat Nameless King (35/43)



3rd set of steps on right

G \* Covetous Gold Serpent Ring +2 (106/107)

Use Homeward Bone - Shrine Bonfire



## Shrine Handmaid

Purchase Item

Sell Item

Talk

Leave

X :OK O :Close

SAVE

Dagger x15





Crystal Soul Spear



F \* White Dragon Breath (32/34)

D \* Lightning Storm (35/35)

G \* Prisoner's Chain (107/107)

🏆 \* **MASTER OF MIRACLES** - Acquire all miracles (36/43)

🏆 \* **MASTER OF RINGS** - Acquire all rings (37/43)



Place Cinder of a Lord



### Hidden Body

Pyromancy Flame

...Talk, ...Leave, ...Talk

A \* Welcome (33/33)

 \* **MASTER OF EXPRESSION** - Learn all gestures (38/43)



## Cornyx of the Great Swamp

Learn Pyromancies

Purchase Item

Reinforce Pyromancy Flame

Give Pyromancy Tome

Talk

Leave

ⓧ:OK ○:Close

...Give Pyromancy Tome, ...Give Carthus Pyromancy Tome, ...Give Great Swamp Pyromancy Tome, ...Give Izalith Pyromancy Tome

- E \* Fireball (10/27)
- E \* Fire Orb (11/27)
- E \* Bursting Fireball (12/27)
- E \* Great Chaos Fire Orb (13/27)
- E \* Fire Surge (14/27)
- E \* Chaos Storm (15/27)
- E \* Great Combustion (16/27)
- E \* Poison Mist (17/27)
- E \* Acid Surge (18/27)
- E \* Flash Sweat (19/27)
- E \* Profuse Sweat (20/27)
- E \* Carthus Beacon (21/27)
- E \* Carthus Flame Arc (22/27)

## Great Swamp

romancies

ase Item

romancy Flame

nancy Tome

alk

ave





Inventory

The inventory menu is a dark, rectangular panel with a gold border. It contains five icons in a row: a crossed sword and shield, a scroll, a character model, a scroll with a quill, and a glowing gem. Below the icons is a large empty space for item slots. At the bottom of the panel, there are control prompts: a blue 'X' button icon followed by ':OK' and a red 'O' button icon followed by ':Close'.



Discard all duplicate Gems



Blacksmith Andre

Reinforce Weapon

Infuse Weapon

Repair Equipment

Allot Estus

Reinforce Estus Flask

Give Coal

Talk

Leave



NG ++

...Give Coal, ...Give Farron Coal, ...Give Sage's Coal, ...Give Profaned Coal, ...Give Giant's Coal



Infuse

Souls

111545

NG ++



Trophy earned!

Master of Infusion



<LI> <RI>

### Hollow Dagger



### Hollow Dagger

Dagger

Slash/Thrust

Quickstep

FP cost 5 ( - / - )

Weight 1.5

Durability 50 / 50

### Attack power

Physical 61+ 28

Magic 0

Fire 0

Lightning 0

Dark 0

Critical 130

### Guard absorption

Physical 33.2

Magic 19.0

Fire 14.2

Lightning 14.2

Dark 19.0

Stability 14

### Additional effects

0 0 0

### Attribute bonus

E C - -

### Attribute requirement

5 9 0 0



Heavy

Raw

Fire

Blessed

Blood

\* MASTER OF INFUSION - Perform all forms of infusion (39/43)

Sharp

Crystal

Chaos

Deep

Poison

Refined

Simple

Lightning

Dark

Hollow





Crystal Soul Spear

...Ask to learn dark sorceries, ...Give Pyromancy Tome, ...Give Quelana Pyromancy Tome, ...Give Grave Warden Pyromancy Tome  
...Learn sorceries



Purchase items

Souls 59808  
Required souls 800

NG ++



Trophy earned!  
Master of Sorceries



Dark Edge

Sorcery



No. Held 1 / 99

Stored 0 / 99

FP cost 26 Slots used 1

Item Effect

Strike with blade formed of humanity's darkness

Attribute requirement

30 0

Player Status

Level 172

Hollowing 99

Vigor 30

Attunement 35

Endurance 19

Vitality 29

Strength 60

Dexterity 12

Intelligence 60

Faith 9

Luck 7

HP 1372 / 1372

FP 280 / 280

Stamina 110

Equip Load 46.7 / 69.0

Poise 36.08

Item Discovery 107

Attunement Slots 5

Dark Edge



0

15000



0

8000



1

10000



1

15000



1

7000



1

10000



1

10000

F \* Affinity (33/34)

F \* Dark Edge (34/34) / \* MASTER OF SORCERIES - Acquire all sorceries (40/43)

Purchase items

Souls 54608  
Required souls 1000

NG ++

Trophy earned!  
Master of Pyromancies

Black Fire Orb

Pyromancy

No. Held 1 / 99  
Stored 0 / 99  
FP cost 22 Slots used 1

Item Effect

Hurl a black fireball

Attribute requirement

20 20



Player Status

Level 172  
Hollowing 99  
Vigor 30  
Attunement 35  
Endurance 19  
Vitality 29  
Strength 60  
Dexterity 12  
Intelligence 60  
Faith 9  
Luck 7  
HP 1372 / 1372  
FP 280 / 280  
Stamina 110  
Equip Load 46.7 / 69.0  
Poise 36.08  
Item Discovery 107  
Attunement Slots 5

Black Fire Orb

15000	8000	10000	15000	7000
10000	10000			

E \* Fire Whip (23/27)  
E \* Firestorm (24/27)  
E \* Rapport (25/27)

E \* Black Flame (26/27)  
E \* Black Fire Orb (27/27) / \* **MASTER OF PYROMANCIES - Acquire all pyromancies (41/43)**



Talk, ...Talk  
Endurance (as much as possible)



Crystal Soul Spear

Place Cinders of the Lords



Kneel



# Equipment

Equip Load

46.7 / 69

Weight Ratio

67.7

NG ++

Ring 3  
Flame Stoneplate Ring+2

The equipment menu is a grid of 48 slots arranged in 6 rows and 8 columns. The top two rows contain various types of rings. The third row contains armor pieces: a helmet, a chest plate, a gauntlet, and a greave. The fourth row contains four rings, with the second ring from the left highlighted in orange, indicating it is the selected item. The fifth row contains consumables: a gold bottle (9), a blue glowing bottle (6), and four grey bottles. The sixth row contains four grey bottles. A diamond-shaped icon is located on the right side of the menu.



Equip Flame Stoneplate Ring +2

SAVE



Crystal Soul Spear

## BOSS STRATEGY

Use Crystal Soul Spear at range



NG ++



Crystal Soul Spear



Summon Fire Keeper, ...Yes





Trophy earned!  
🏆 The End of Fire



🏆 \* THE END OF FIRE - Reach "The End of Fire" ending (42/43)



Trophy earned!

The Dark Soul



# DARK SOULS III™

 \* THE DARK SOUL - Acquire all trophies (43/43)

# CONGRATULATIONS!

More Road to Completion Guides Coming Soon!

