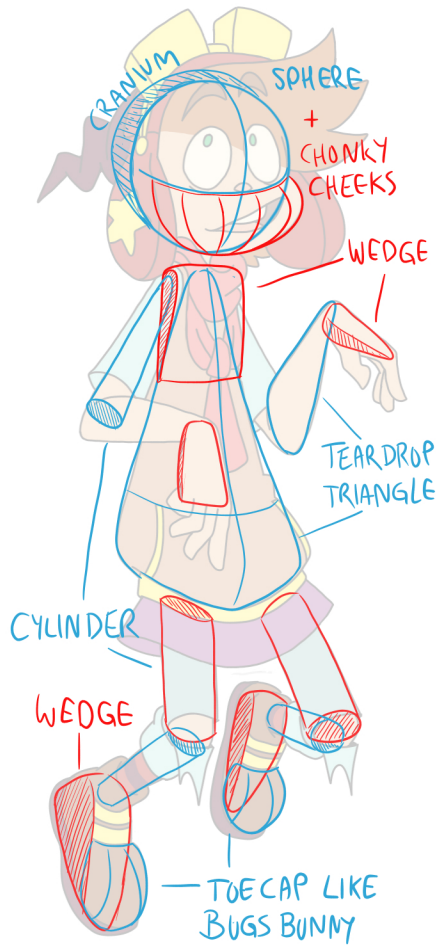


"Sock"

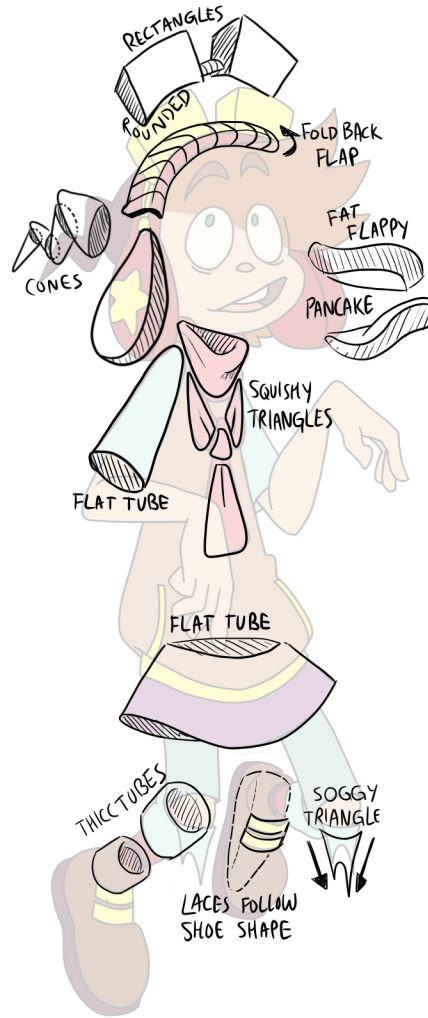
- hat tail, socks, shoe soles
- goggles, star, trim
- earflaps, socks
- hair
- eyebrows, boots
- skin
- nose, blush
- eyes, teeth
- pupils
- scarf
- sleeves, folds on pants
- shirt
- skirt
- pants
- inside of mouth
- tongue



SOCK NOTES



BASIC FORM



SHAPES/VOL.



MISC.

SOCK NOTES

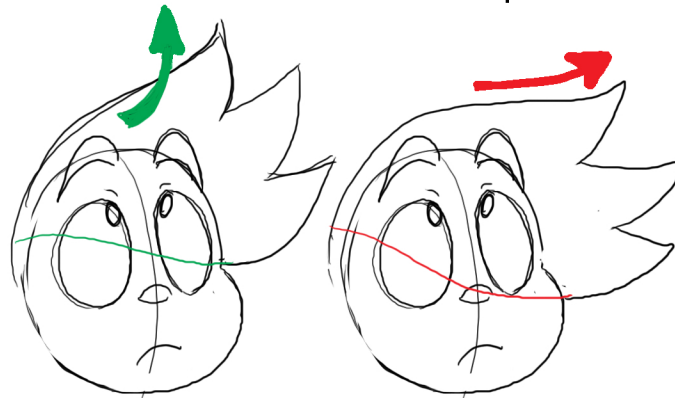
- ✓ Sock's default expression can either be slightly NERVOUS, or enthusiastically CRAZY. It can be FLIRTY if he's around Jonathan. In any case, he should always look HOPEFUL, like he WANTS something he can't have



- ✓ Sock usually floats, but he can walk/use his legs for comedic effect
- ✓ His bangs should never cover his nose, if you can help it. (This is especially difficult in a side-view). NBD if it does this during in-betweens, but for key-poses it shouldn't



TIP: pulling the top bang upwards and towards the center of his head a little bit helps with this




SOCK NOTES

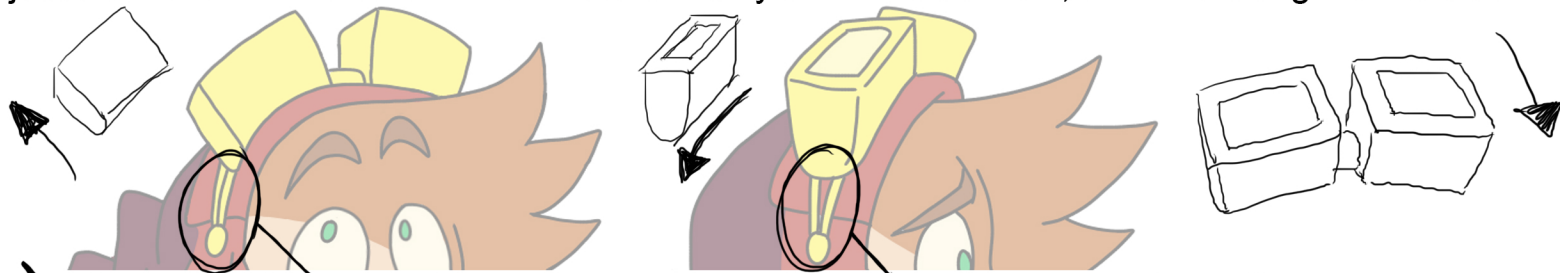
- ✓ Sock has hair floofs that stick out from under his hat in the back, which should be shown in profile. If you can fit them in from a 3/4 view, that's fine too, but not necessary if it makes the drawing too busy



- ✓ Sock's eyes tilt inward a little bit, like a South Park character



- ✓ His goggles are rectangular, but rounded off where the strap is. They'll almost always be at an upward angle, so you can just draw them like blocks. The lenses are only seen in side-view, or if he's tilting his head down




- ✓ His goggle straps should touch each other. They can be separated in profile

- ✓ The space between his goggles should line up with the space between his eyes

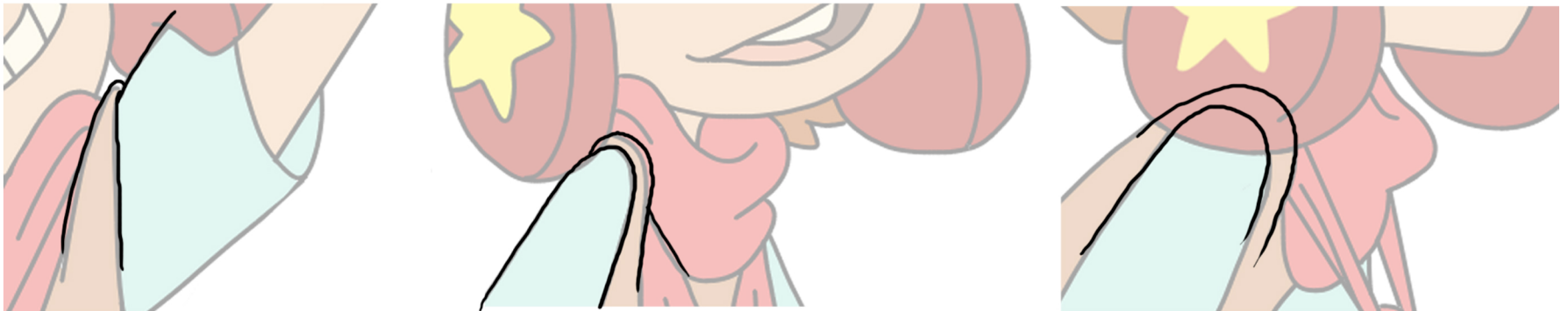


SOCK NOTES

- three stripes on socks - red, black, red



- On sock's shoulder, try to get one small strip of brown from his sweater-vest between his blue sleeve and his red scarf. This is something I decided recently so not all of the roughs I've done will have this, but I do think it helps define his anatomy a little better

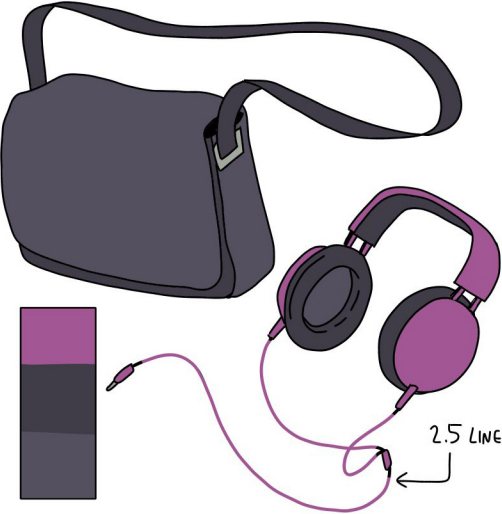



- SECONDARY ACTION, from what moves the most to what moves the least:

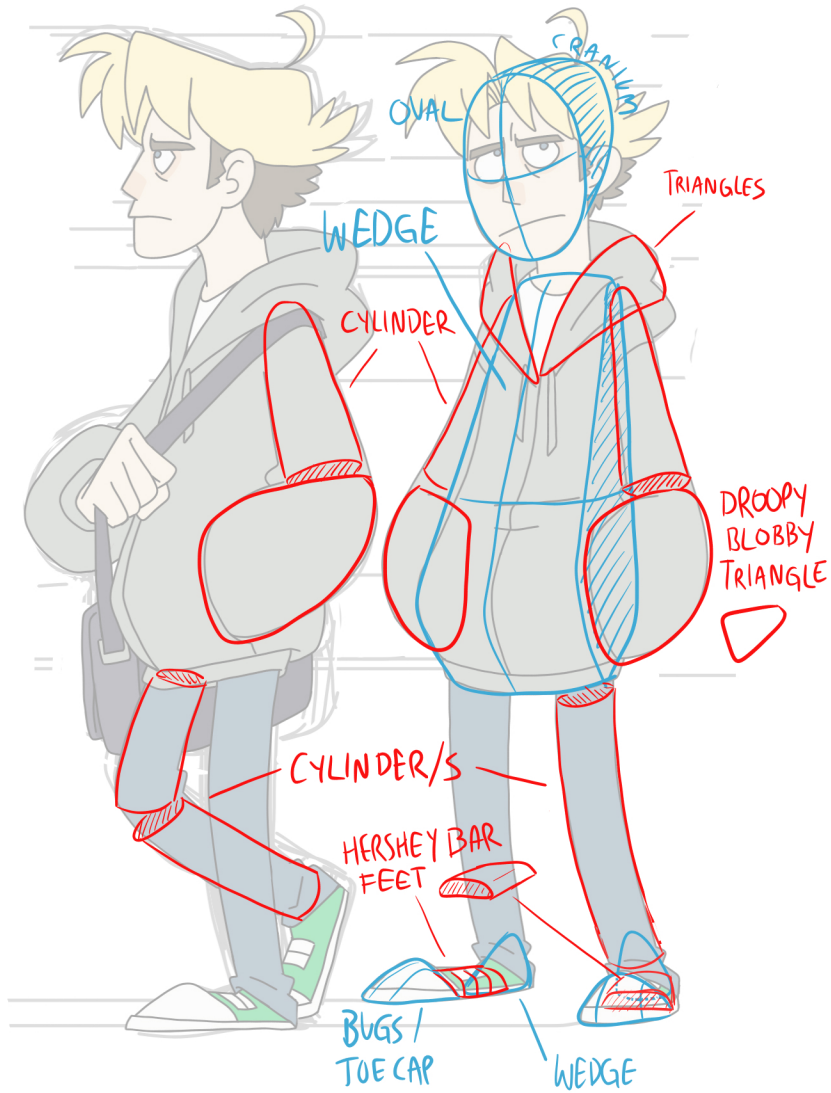
Bangs
earflaps/skirt
hat-tail
scarf
sleeves (with larger gestures)

JONATHAN

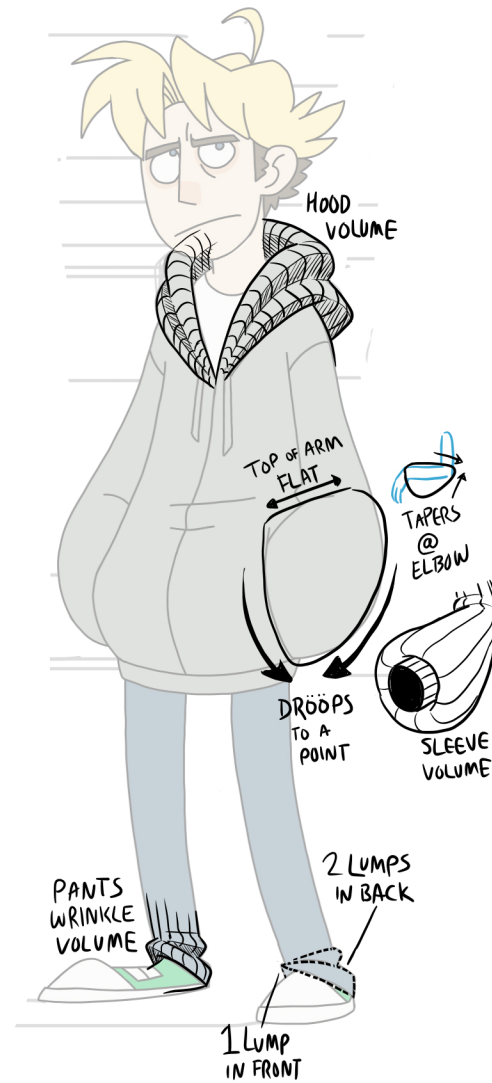
- brows, undercut, sideburns
- hair
- skin
- nose/blush
- eyes, shirt, teeth, shoe trim
- pupils, jeans
- hoodie
- shoes
- bottom of shoe
- inside of mouth
- tongue



JONATHAN NOTES



BASIC FORM




SHAPES/VOL.

JONATHAN NOTES

- Jonathan's default expression is APATHY--that is, a lack of emotion. That's kinda hard to draw, so other synonyms to keep in mind might be: TIRED, LOW-ENERGY, UNINTERESTED, INDIFFERENT. Sometimes this comes out like ANGRY or SAD, which isn't right, but if you're going to dip into emotion, better to err on the side of ANGRY; he's more likely to be ANNOYED or PEEVED, especially if Sock's up to some clownshit



- The bangs on the far side - 2nd is BIG to cover up forehead

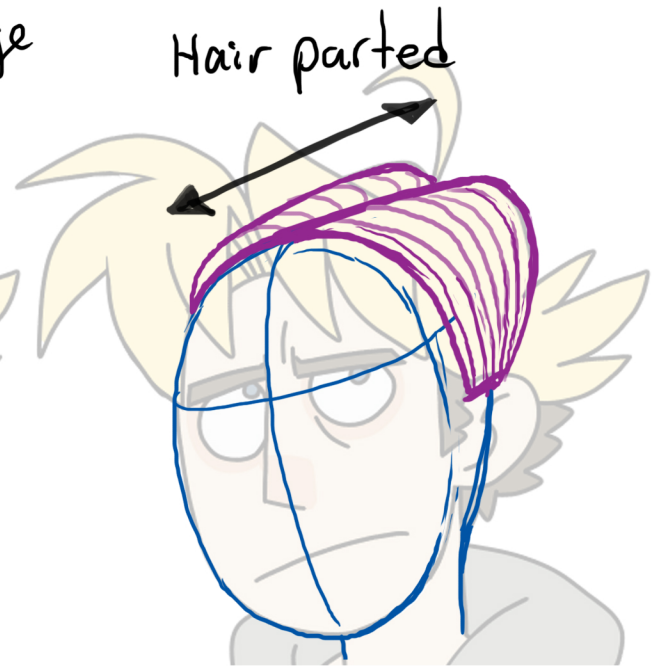


- The more serious a scene is, the more bangs he grows



JONATHAN NOTES

he needs a whole page of hair notes...



Sideburns: poke out, towards his ears

Undercut: 3 big spikes point backwards, 2 little spikes point downwards. You can add more little downwards spikes on the nape of his neck if the pose requires it



The lines on the underside of his bangs should be staggered/uneven. Try to group them together rather than giving each line individual space



PS: this thing is what the Japanese animes call an 'ahoge'

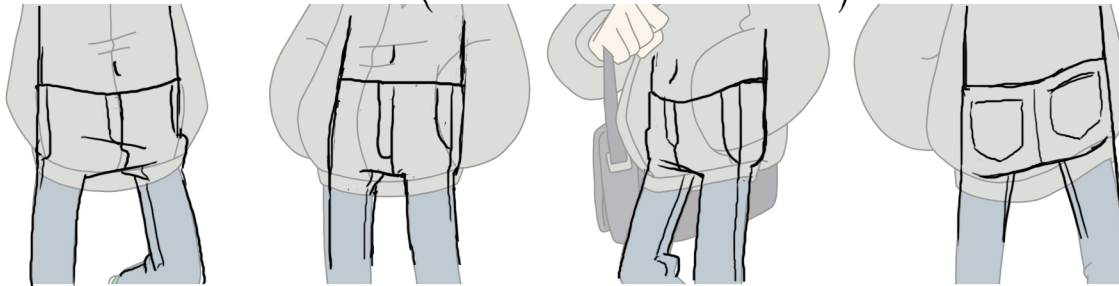
In profile, try not to let his bangs tangent

JONATHAN NOTES

- His eyes are almost perfectly round circles. What makes them "half-lidded" is his eyebrows. You can give him proper eyelids if the expression calls for it, but generally his eyes are circles



- His hands are almost always in his pockets, if he can help it
- His hoodie covers his ass, so it's difficult to gauge how long his legs should be, but his ass DOES line up with the bottom of his hoodie, for what it's worth. (just above the waistband)



- His hoodie should be just one solid, tear-drop shape. It can bulge out at the bottom when he's bending, but it shouldn't when he's standing straight



SECONDARY ACTION:

- Bangs
- ahoge
- back of hair
- sleeves/hood (with larger gestures)

- hair, brows, lapel
- skin
- nose, blush
- eyes, teeth, shirt
- pupils, lapel
- suit base color
- suit gradient
- lapel pin
- inside of mouth
- tongue

MEPHISTOPHELES



SIZE COMPARISON

MERU

JON

SOCK

