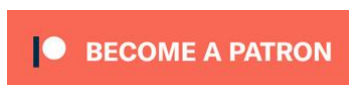




In Her Own Hands
version 0.8.1

Walkthrough
and Scene Guide



Support us via Patreon:

<https://www.patreon.com/surprisedelight>

Report bugs: bugs@surprisedelightme.com

Table of Contents

About the Game	1
Version History	2
Left Sidebar Menu.....	13
Phone	13
Wait A Bit.....	13
Just the Tip... (Progress Tracker/Hint System).....	13
Statistics	13
Lil Backpack.....	15
Phone Functions	16
Roommate Schedules	22
Locations.....	23
Your Apartment.....	23
Apartment Building.....	25
Street (Home)	26
Uptown	27
Downtown	29
Wardrobe.....	33
<i>Surprise & Delight's CumPoints Sex System</i>	36
Scene Guide.....	37
Repeatable and Random Scenes	37
OnlyGirlz Cam Site	39
Major Events	40
Endings	63

About the Game

I could never have imagined the life that I have now. I live each day with no regrets, but that wasn't always the case.

I was always the "good girl" who did everything perfectly. I colored inside the lines and never knew what I was missing. When I caught my boyfriend cheating with my best friend, I decided enough was enough. I left college and moved to the city, taking my life in my own hands. Now each day is an adventure, especially for someone as inexperienced at...well, everything...as I happen to be. Moving in with two hot guys started me down a path of temptation, and I'm only looking forward from here. I can't wait to share all my experiences with you.

In Her Own Hands is a compelling, HTML-based, adult game featuring a young female protagonist and the temptations that await her in the city. This immersive life sim was intentionally created to offer a sex-positive exploration of a woman's sexual journey. Her erotic adventures know no bounds but are grounded in consent. She retains full agency over her decisions, no matter what consequences might follow. The *IHOH* story will continue to unfold as you connect with her personality, molding her character and journey according to your own will as you are presented with meaningful choices at every turn.

Note: This game will not contain coerced or forced sexual activity, nor any incestuous relationships. This does not mean that the character will not have the opportunity to willingly participate in consensual sexual kinks.

The main character's default name is **Becca Johnson**. You can change this name. For purposes of this walk-through, however, she will be called "Becca."

Version History

0.1.0

- Initial release

0.1.1

- Added ability to save clothing sets
- Statistics adjusted
- GIFs converted to MP4s
- Minor bug fixes

0.1.1b

- Bug fixes - video files

0.1.1c

- Bug fixes

0.2.0

- New events with Bobby
- New events with Shaun
- New friend (female) with several events
- Random work scenes at all four potential jobs
- New character at bartender job (male), several events
- New character at bartender job (female)
- New character at record store job (male)
- New character at waitress job (male)
- New events and mini-game at bookstore job
- New purchasing ability at clothing store, new clothing items
- New location (store)
- New text message system (incoming only for now)
- New mode of transportation
- New reading, books in bedroom, bookstore
- Improvements to Wardrobe system
- Brief Tutorial text available at start & from sidebar
- Several bug and error fixes, corrections

0.2.1

- Minor error/bug fixes

0.3.0

- New events with "Devilish Dad" (several dates, BDSM content)

- New repeatable events with Shaun at home
- New repeatable events with Shaun at Club
- New repeatable event with Bobby at home
- New events with Abby
- New event with Jasmynn
- New activity in Park
- Random events/new locations exploring the city
- Random, repeatable text messages
- New books in bookstore, bedroom
- Improvement to Wardrobe system (removal of Laundry requirement)
- Several bug and error fixes, text corrections
- Experimental system to update saved games from one version to next (see Developer Notes)

0.3.1

- Minor error/bug fixes

0.3.2

- Major bug fix in loading saved games from previous versions
- Minor error/bug fixes

0.4.0

Storyline

- New plot point added to preface, corresponding scenes added and edited
- Bad ending related to the new plot point

S&D CumPoints© Sex System

- New pop-out right sidebar during sex scene(s), with "CumPoints" status bars to track progress toward completion for Becca and her partner(s)
- First date sex scene with James completely reconstructed in sex system (to be universally implemented in future versions)
- Choice of actions within scenes for full agency and autonomy
- Multiple options for scene completion
- Becca now has "learnable" skills and preferences that affect options within scenes; these will interact with skills and preferences of different partners
- Ability to lose virginity to Shaun or Bobby, in addition to James; scene text edited
- Ability to wear condoms during most sex scenes added; scene text edited

Progress Tracker

- "Progress" tracker provides "non-spoiler" hints for each open path ("To-Do" List); notifies when end of current content achieved

Statistics

- Inhibition and Corruption statistics redefined
- Some scenes now raise Romance statistic
- Removed minimum for Inhibition and maximum for Corruption
- Generally re-adjusted all statistic affects in whole game, to balance with new calculations

Wardrobe

- Wardrobe items defined with statistics measuring Comfy, Naughty, and Professional; these statistics affect Inhibition/Corruption stats; designed to affect future scenes
- Several clothing items removed from beginning wardrobe; moved to Clothing Store
- Two additional "saved sets" added (now total of 5)

Phone Function

- Fully functional cell phone with ability to send and receive phone calls and text messages; take and view selfies; social media apps; select phone background from several options (will be expandable in future versions)
- Moved "Characters" from side menu to "Contacts" in phone
- Moved "Map" from side menu to phone
- Moved "TitKok" from side menu to phone
- Added text message archive to view text messages already received
- Moved all text messages and incoming phone calls into new phone system, adjusted triggers accordingly (can now be received in any location)
- Bank app added if account opened; limited banking capabilities added

Locations

- Ability to "quick-travel" from "Map" screen (relocated to cell phone)
- Several newer locations made fully functional (updated from last version)
- SUGAR (toy store) can now be located through "Explore the city"
- Notification when all currently available locations have been found
- Bank added, ability to open account, deposit and withdraw money; bank transfers related to new plot point; app included on phone with limited capabilities

Miscellaneous

- Resolved several scheduling conflicts between different paths (for example, cannot schedule hangout with Abby if already scheduled date with Mr. Jones, and vice versa; cannot schedule any conflicting events on Halloween)
- Ability to create custom names for game saves
- "Wait a bit" function added; can wait for up to two hours with no energy depletion
- Becca will now dream when she sleeps
- All paths now have ability to end at beginning of path, will prevent all future event triggers in that path

- Limited sidebar menu while on menu screens to prevent "loops"
- Numerous text edits for grammar, syntax, typos, etc.
- Numerous minor aesthetic changes

0.4.1

Bugfixes

- Identified and added variables to count certain acts that were not being counted in Statistics
- Adjusted random text messages so that they no longer conflict with event text messages
- Fixed code typos that made certain options unplayable in sex scene
- Fixed time inconsistency when walking between some locations
- Fixed bug when opening/depositing money into bank account
- Fixed a couple of typos in *Wardrobe* code
- Fixed numerous other minor typos

Other minor changes

- Added variable to count "69" separately
- Changed real-world brand names to fictional company/app names
- Added a notice to the bank machine and app that money can be transferred on the 1st
- Added text in convenience store when purchases are made
- Capped *Inhibition* and *Corruption* as intended

0.5.0

- Scene with Shaun in kitchen after the club converted into the *CumPoints Sex System*.
- Scene with Shaun in his bedroom converted into the *CumPoints Sex System*.
- Progression with Tyler in bar now available when drinking at the bar but not working there.
- New scene with Jasmynn.
- New dare from Abby.
- New purchasable item at SUGAR.
- Phone call and text message notifications in left sidebar are now clickable shortcut links.
- New system for managing masturbation options in bedroom, shower, and bathtub.
- New "Check version" function in *TitKok* app.
- Adjusted statistical requirements for leaving bedroom and apartment without intimate apparel.
- Adjusted statistical requirements for sleeping without sleepwear.
- Added three new text variants when drinking at bar.
- Added several new images for dreams when sleeping in bedroom.
- Fixed bug where Bobby scene after getting first job was assumed to have occurred when opting out.
- Other minor typos and bugs fixed.

0.5.1

- Two new scenes progressing Jasmynn path
- Added intoxication tracker/sobering up over time
- Adjusted frequency of Tyler scenes in bar
- Adjusted several scenes (text, images) to better define bar
- Added additional bar work scene
- Added intoxication if drinking in bar
- Added ability to purchase record player, records in record store
- Added ability to give records as a gift to a character
- Added three new books in bookstore, reading in bedroom
- Added ebook-store to laptop, two ebooks, reading in bedroom (laptop)
- Refined "TitKok" function to update save games, added instructions to tutorial
- Added "Romance potential" to Characters/Contacts (function of Friendship and Attraction statistics)
- Added flirting skill
- Converted scene with James at his apartment after leaving coffee shop to CumPoints system
- Added ability to text message James at night (booty call!)
- Added new aesthetic changes to CumPoints system
- Adjusted photo of MC on Statistics page, progressive profile photos based on personality changes
- Added new images to downtown/uptown locations, day/night
- Fixed minor bugs with Shaun sex scenes
- Fixed timing bug if sleeping in Shaun's room after scene
- Fixed bug where notice to transfer money to Dad appeared before he called
- Fixed several text passages that referred to certain optional scenes that had not occurred
- Fixed timing bug if sleeping at James's apartment after date
- Fixed bug so incoming text links disappear after message is viewed
- Updated Progress Tracker to reflect all new scenes

0.5.2

- Revised conversation about Bobby's interests, introducing clues to new scenes.
- Two new sex scenes with Bobby.
- Expanded "special" sex scene with Bobby.
- Updated general scenes in Bobby's bedroom so that you can do different activities without leaving and re-entering.
- New records added to Record Store.
- Purchasable items added to Hemp Store.
- Bedroom masturbation scenes expanded.
- Aesthetic changes to eBookStore
- Adjusted statistical requirements for leaving bedroom in various clothing choices.
- Directly connected certain minor activities to specific statistic requirements.

- Added variant media and text to kitchen, bedroom, living room, bathroom, connected to wardrobe and/or relationships
- Randomly appearing "special" events in living room with Bobby, Shaun, and Bobby's girlfriend (Scarlett)
- Randomly appearing "special" events in bathroom with Bobby, Shaun, and Scarlett
- Fixed bug with phone and text alerts
- New Abby dare in clothing store
- Fixed bug with last Abby dare (from v. 0.5.0)
- Fixed bug with exploring the city at night

0.5.3

- Path development
 - A series of events leading to Becca's first sexual experience with a woman (it is now also possible to play with exclusively female partners, and even lose her virginity to a woman)
 - A brief sexual encounter with a new man (the first of what will be a new "quest" in future versions)
- Major changes/additions
 - Completely dismantled and re-worked the Halloween party, including more freedom of action while at the party and several new scenes and images
 - Added a "Ladies' Night" to the bar, when Becca is either working or just drinking (sets up future scenarios)
 - Adjusted the events with Tyler in the bar to make them avoidable and more accurately reflect their relationship statistics
 - Refined entire series of events with Jasmynn, including changing how first one-on-one meeting triggers, relationship statistics for her "girls" and the first date, added a hint about the business card
 - Added several new selfies to the phone in various clothing choices, added ability to make some of them her phone background; added "standard" text messages with Emily and Abby that are not tied to events; updated and refined the Text Message Archive
 - Added several new records; embedded Spotify players and links for all records when listening alone or with Bobby
 - Added new "splash page" and title page; added backgrounds for all scenes
 - Refined the CumPoints system to more accurately record experiences during events; adjusted statistics for learning skills and preferences; fixed bug where CumPoints status bar did not reset when Becca came; added that when Becca does not come, her Arousal statistic is affected
 - Removed the "Update Saves" function out of the TitKok app to a stand-alone menu item in the side bar
 - Added a button to "Save current outfit" to the Wardrobe

- Minor changes/additions/bugfixes
 - Added several new wardrobe-based images around town (walking uptown/downtown, at park)
 - Refined code and statistics when watching “adult entertainment”
 - Added Bobby’s girlfriend Scarlett to the relationship page
 - Updated Progress Tracker/Hints for all paths
 - Adjusted scene where James first appears to end entire path and to avoid ride home so that you can just return Downtown
 - Added drunk status to all older scenes where she is drinking (with Abby, roommates, etc.)
 - Added ability to “Keep hanging with Shaun” rather than having to leave and return
 - Fixed bug with appearance of drunk status in sidebar
 - Made sleep more restful so that more Energy returns with fewer hours of sleep
 - Fixed numerous typos/grammatical errors and minor conditional bugs throughout the game

0.6.0

- Series of events for the first "real" date for Jasmynn.
- The next date with Mr. Jones ("Devilish Dad"), including the introduction of a significant new function for customizing this path.
- Scenes for visiting Bobby in his room reflecting certain wardrobe choices.
- New items added to the Wardrobe.
- Purchasable items added to the Liquor Store.
- Added ability to be rehired by jobs that had been previously quit (with some strings attached).
- New way to avoid scheduling conflicts across different paths, so that two events are not scheduled at the same time.
- Removed some "special" links for Abby events, so that they will now trigger in appropriate locations when expected.
- Added interaction with Abby to introduce Dive Bar.
- Added ability to invite Abby to hang out at Dive Bar via text message at any time after it is introduced, with three new variant scenes.
- Added ability for Abby to invite protagonist to Dive Bar at random times after it is introduced.
- Added Dive Bar as a functional location where protagonist can drink alone after it is introduced, with two variant scenes.
- Added new variant scenes for protagonist peeking on Shaun.
- Added new porn and literotica options on laptop.
- Added two extended sample erotica ebooks, in partnership with (real) erotica authors The Secret Submissive and Alexa Sommers.
- Various new wardrobe-responsive images around apartment.

- Modified calculation of "Romance potential" for characters to also reflect protagonist's Romance statistic.
- Modified Cassidy's invitation to occur automatically when prerequisite statistics have been met, rather than randomly after prereqs met.
- Limited impact of various activities on Inhibition and Corruption statistics.
- Fixed error where Bobby would try to collect rent after midnight, so that he will now only try to collect rent after 6:00am.
- Fixed error where you could visit James for booty call if Naked (which allowed you to be outside naked).
- Fixed error where the day of Cassidy's date would repeat if protagonist spent the night.
- Fixed numerous minor bugs and typos.

0.6.1

- Jasmynn follows up with Becca (after Gala)
- Cassidy follows up with Becca (after date)
- Timing bug fixes on Cassidy events
- Randomly appearing scenes with Bobby and Shaun in their rooms
- Wardrobe-connected scenes watching TV with Bobby or Shaun
- Wardrobe-connected media/text on Balcony
- New short progression of scenes with Shaun
- New scene with Bobby
- New work scene at Bookstore (begins new path)
- New phone apps, image-mapped: RideMe (car service), FuckR (dating app), Alerts (TBA)
[Apps functionality still works in progress, will be finished in next update]
- Cigarettes added to convenience store
- Smoking added to balcony, roof-deck
- Shoplifting added to convenience store (success and failure scenes)
- New records added to record store
- Nightstand added to bedroom (sex-toy inventory)
- Items added to SUGAR
- Bedroom options expanded
- Personal hygiene item added to convenience store, can use from backpack or nightstand
- Tips adjusted if wearing temp uniform
- Changed initial calls to Jasmynn and Devilish Dad to work from phone (in addition to backpack)
- Allow Scarlett's Friendship statistic to decrease into negative
- Adjusted frequency of several random events
- Adjusted certain statistical gating of scenes/options/events
- Fixed timing bugs with Tyler scenes at Spencer's
- Fixed several bugs related to drinking at Spencer's
- Edited Dylann scene at Spencer's

- Fixed bug where bartender or waitress uniforms remained in wardrobe saved sets after quitting job
- Fixed bug where bra and panties would stay on when changing to an outfit that did not have them
- Several other minor bug fixes and edits
- New media to increase variety in repetitive scenes

0.6.1a

- Bug in "Update Saves" feature fixed

0.6.2

- The "Band Guy" returns to the Record Store (finally!) - 2 scenes
- The "Dare to End All Dares" with Abby, including several variable scenes during the course of the week, and three possible NSFW endings
- New work scenes at City Shadows (adult bookstore)
- New work opportunity at City Shadows
- Scenes if you meet Shaun in kitchen after club when MC does not go with him
- Short new scene with Shaun
- Short scene with Scarlett
- New random scenes possible when changing uniform at the Bar
- Fixed bug in RideMe car service, so that you can only go to other locations
- Fixed bug in "Waiting" feature
- Fixed several bugs causing conflicts between events in different paths
- Fixed other minor typos and bugs

0.6.3

- Added Beauty Bonus and Fitness Bonus stats
- Increased walking and scooter times to go Uptown or Downtown
- Added *FuckR* app menus, account information, matches
- Added Match 1 and Date 1
- Added Match 2 and Date 2
- Added Match 3 and Date 3
- Added banner ad to NSFW website
- Added live cam menus/text
- Added camming options and media
- Fixed bug with convenience store allowing protagonist to spend more money than she has available
- Fixed bug with missing links in Kitchen
- Fixed missing image in Tutorial
- Fixed bug with variables at Club with Shaun
- Fixed bug with wages when being re-hired for jobs that were previously quit

0.6.4

- Implemented new scenes for paying rent on time or late. Now leads to consequences (bad end) if rent not paid on time several times.
- Added ability to purchase a vape at the hemp store.
- Added ability to use vape at home (on balcony), on roof deck, at park.
- Added intoxication levels associated with vape.
- Added several randomly appearing scenes based on vape intoxication levels at home and at park.
- Added ability to drink alcohol (purchasable at liquor store) at home in kitchen.
- Added randomly occurring "encounters" with customers when working at Spencer's or the Diner. The protagonist can choose how to respond.
- Added background image to phone passages.
- Changed format of Contacts/Characters page, added shortcuts to text or call.
- Re-coded Camera and Gallery functions. Re-coded Settings function to incorporate new Camera code. Added several new selfies.
- Changed appearance and function of calling people and sending texts.
- Added three new event-triggered phone calls from Emily (your sister).
- Changed and updated Tutorial.
- Added "End Show Early" button to cam shows.
- Minor changes to appearance of left sidebar.
- Added Beauty and Fitness bonuses to bar and diner tips. Added brief mention of bonuses to Tutorial on Statistics.
- Several bugfixes.

0.7.0

- *Just the Tip...* Progress Tracker/Hint System.
- Abby sleepover invitation, with three possible, variable response types, and several variable responses within each type.
- Abby sleepover event series, with numerous available activities, including five different progressive series of scenes/events.
- "Abby's Ice Breaker" five-round mini-game with Abby, protagonist, Bobby, and Shaun, with at least nine different possible endings depending on the combination of chance and choices.
- Two new short dates as an escort working for Jasmynn.
- Minor change: Invitation to Halloween party changed from Saturday to Sunday to prevent conflicts with other events that were sometimes preventing the event from initiating.
- Bug fix: Scarlett's "Romance Potential" was copying Bobby's on the Contacts page.
- Bug fix: Text-message pop-up will automatically close in places where this is appropriate (formerly had to be manually closed).
- Bug fix: Links to continue did not appear in Diner during second visit from Devilish Dad.
- Bug fix: Dick-cathlon videos were displaying at wrong width/too small.

- Bug fix: Player would be "kicked out" of bathroom if showering/naked when it was Bobby or Shaun's turn to shower.
- Numerous other minor text and formatting changes, bug fixes as reported.

0.8.0 *SAVE-BREAKING UPDATE (UPGRADED LEGACY CODE, UI, VARIABLE SYSTEM)*

- Story passage reorganization (code changes);
- Variable reorganization/redefinition (code changes);
- Bobby/Scarlett and Shaun movement within the apartment;
- *CumPoints* menu toggle (foreplay/sex);
- **New images:** Bobby and Scarlett together in Living Room, Kitchen, Balcony;
- **New images:** Bobby and Shaun alone and together on Balcony;
- Added Wardrobe shortcuts to auto popout (right sidebar) in Bedroom;
- Removed uniform requirement for Bartender and Waitress jobs (will change automatically at work);
- Removed wardrobe Professional/Comfy/Naughty "points" and adjusted passages that used them;
- Added default *Outfit Set 1* from beginning of game;
- Adjusted event trigger for one Abby dare;
- Lowered Bisexuality requirement for Cassidy path;
- Adjusted size, dimensions, and names for 100s of images and video files for consistency;
- Centered most images/videos/headings, made other minor aesthetic changes;
- Various minor text edits;
- Various minor bug fixes;
- Removed most affiliate links/product images ("Support").

0.8.1

- Fixed broken trigger for working out with Shaun in gym;
- Added new optional, repeatable NSFW scene with Shaun in gym;
- New Club Event with Shaun, with *CumPoints* scene with new character;
- Added new character to Contacts;
- Added hints for new scenes to "Just the Tip . . .";
- Changed trigger for Abby/Sugar dare;
- Changed variables and triggers associated with Halloween party;
- Fixed error with tube top in wardrobe;
- Fixed trigger for second Mr. Jones/Devilish Dad date;
- Fixed an error during Bobby striptease in his bedroom;
- Fixed a couple of calls to missing images.

Left Sidebar Menu

The following commands/functions appear on the left side panel menu:

Phone

Becca now has a fully functional smart phone. See below for a detailed description of available apps.

Wait A Bit

This function will allow Becca to wait without doing anything, in segments of 15 minutes, 30 minutes, 1 hour, or 2 hours. Time will pass, but the location and the *Energy* will stay the same. **Warning:** Many events are time-sensitive, so using this function may cause some events to either delay or not appear at all. So choose your use of this function wisely, and only if you know that you will not miss something!

Just the Tip... (Progress Tracker/Hint System)

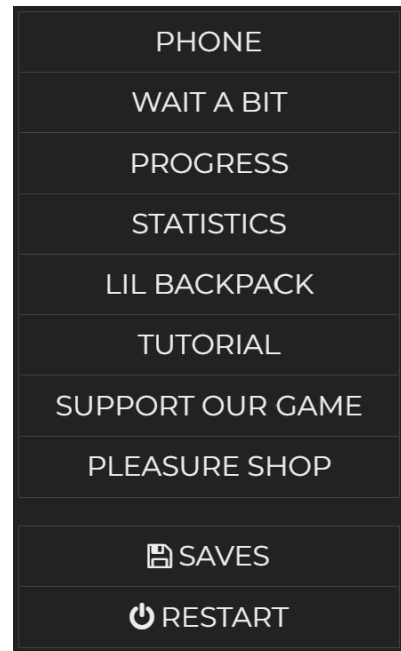
Each dedicated path, including general, work- and character-related paths, has its own category. Each scene, event, or accomplishment has its own icon. If you click on the Question Mark-shaped icon before a pre-requisite event has been unlocked, the Tip will note that the scene is not yet available. Once each scene has been unlocked, the Question Mark will be replaced by a small thumbnail icon, and the tips will be replaced by a brief memory of the event.

Statistics

There are a few statistics that you will need to keep track of:

Money: Becca can earn money and spend money. She also has to pay rent on the first of every month. Not doing so would be pretty bad.

Energy: Becca has 150 *Energy* units total. Many activities use a little bit of *Energy*, while more physical activities like exercising use more *Energy*. Other activities—like sleeping, taking a nap, or drinking caffeinated beverages—restore *Energy*. When your *Energy* reaches 0, you should probably sleep in your bed!



Arousal: Becca's *Arousal* goes up when she thinks about sex. This could be something direct, like watching pornography, or something a bit less direct, like thinking about hooking up with a hot guy. It will go down when Becca cums. Expect it to go up and down pretty often throughout the game.

Romance: Becca's *Romance* level begins at 100 and decreases. It measures her interest in falling in love and entering a committed, monogamous relationship. Physical relationships without commitment, for example, will lower this statistic. Watching a rom-com on TV, on the other hand, will raise this statistic. (The full extent of our plans for this statistic have not yet been incorporated into the game.)

Inhibition: Becca's *Inhibition* level begins at 500 and decreases. It measures just how much Becca is willing to do without regret. It basically represents her conscience. If it reaches 0, Becca will have no conscience left and regret none of her actions.

Corruption: Becca's *Corruption* level measures your openness to "immoral" activities. It begins at 0 and grows based on Becca's decisions. Higher *Corruption* will allow her to do more perverted and more criminal actions.

Inhibition and *Corruption* are both calculated in relation to other statistics, so high *Arousal*, for example, may make *Inhibition* temporarily decrease. Her experience, wardrobe, and other factors directly affect these statistics.

Beauty Bonus and Fitness Bonus: These are "temporary" statistic boosts that can be raised through certain actions but will decrease over time or through other actions. Currently, higher bonus points affect the amount of tips when working at the Spencer's bar or at the Diner, as well as the number of viewers at cam shows.

To increase *Beauty Bonus*:

- Fix your make-up *in the Bathroom*. (+1)
- *Every action at the Wax Bar*. (+ various)

To increase *Fitness Bonus*:

- Do yoga *in the Living Room*. (+ 3)
- Work out *at the Gym*. (+ 5)
- Walk (+ 1), jog (+ 4), or do yoga (+ 3) *at the Park*.
- Walk *to a different location* (Uptown, Downtown, Home). (+ 1)

Sex Experience: Just to keep track 🤪

Other "Bad" Stuff: Ditto.

Lil Backpack

This will show Becca's inventory. It holds a few things that no girl can live without: her wallet, some make-up, and a crumpled-up receipt from like two years ago. Any items that you obtain throughout the game will also show up here (unless otherwise noted). There's not much yet in this version, but it will certainly come into play later on.

Phone Functions

Maps

Every location that Becca has discovered appears here, grouped into “Home Street,” “Uptown,” and “Downtown.” You can click on one of these areas to travel directly to them with a cost to time and *Energy*. NOTE: Be careful when using the direct travel option, as you might miss some scenes or events that occur while traveling back and forth to/from different locations.

Contacts

This app provides the names of other significant characters that Becca has met, as well as their relationships with her.

For each character, the game tracks two statistics. Both refer to the character’s perception of Becca.

- Friendship
- Attraction

Friendship and *Attraction* will interplay in interesting ways in some relationships. Someone with high *Friendship* and low *Attraction* might put Becca in the “friend zone” while someone with high *Attraction* and low *Friendship* might use her for sex, for example. Someone with both stats high might be open to a “friends with benefits” relationship. There are, of course, many different possibilities as the game develops.

These two statistics also combine with Becca’s general *Romance* statistic to create the *Romance potential* score for each character. We plan to add game path options that will utilize these statistics in future updates.

List of Characters

FAMILY

Emily (Big Sister)—First meeting: Preface

ROOMMATES

Bobby (Roommate)—First meeting: Preface



Scarlett (Bobby's girlfriend)—Random encounters in apartment
Shaun (Roommate)—First meeting: Preface

FRIENDS

Abby ("Girl at Clothes Store")—First meeting: Clothing Store

WORK

Cassidy (Record Store Manager)—First meeting: Job Interview—Record Store Clerk

Jim (Spencer's Bar Manager)—First meeting: Job Interview—Bartender

Scott (Bookstore Manager)—First meeting: Job Interview—Bookstore Clerk

Alex (Diner Manager)—First meeting: Job Interview—Waitress

GUYS

James ("Hot Guy at the Coffee Shop")—First meeting: Preface

Mr. Charles H. Jones ("Devilish Dad")—First meeting: Diner—Working

Tyler ("Cute Bartender")—First meeting: Spencer's—Working

Dylan ("Guy at bar")—First meeting: Spencer's—Drinking

Steve ("Jasmynn's friend")—First meeting: Spencer's—Date (Jasmynn path, see below)

Bodie/"Band Guy" (*what's his name*)—First meeting: Record store—Working

Tré ("Shaun's friend")—First meeting: Event, Club with Shaun

GIRLS

Jasmynn ("Escort? Madam?")—First meeting: Spencer's—Working

Amber—First meeting: Spencer's—Jasmynn path (see below)

Giada—First meeting: Spencer's—Jasmynn path (see below)

Ruby—First meeting: Spencer's—Jasmynn path (see below)

FacialTime

This app does not have any function in this version, but will be expanded in a future version.

Twatter

This app loads the Tw*tter stream for Becca: [@beccajocrazy](#)

Ca\$h Bank

This app only becomes functional after Becca opens her bank account. After that you can use it to make a direct bank transfer. So far, this is only used for paying your student loan to your father; the link is only active on the first day of each month.

TitKok

TitKok is the hottest new social media platform for young people! Becca, of course, is all over it! NOTE: There's not really much to do here yet, but we plan on doing something with it in the future.

RideMe

You can use this app to travel without losing Energy directly to any of the three locations (Home, Downtown, Uptown). It is more expensive than walking or riding a scooter, but may be faster and you will lose no Energy.

You can only use the app outside of your Apartment.

FuckR

This dating app seems to be used more often for casual hook-ups.



To open a new account, you must meet the following conditions:

1. You must have already lost your Virginity.
2. Inhibition must be below 400.

You have a couple of different options when creating your Profile. The only one that really affects the game at this time is the choice following "I am interested in." Potential matches ("FuckR Buddies") will be presented to you based on this preference. If you select "Men," only male matches will be available. If you select "Women," only female matches will be available. If you select "All of the above," matches of any gender will be available. However, you also be at least Bi-curious to select "Women" or "All of the above." See below for how to increase your Bisexuality. Once you have selected your profile options, you can Create my account. (If you are missing anything, an error will tell you what you need to do.

From the app's main page (after setting up your account), your profile appears on the left side. Available action buttons will be on the right side.

- “You have x new *FuckR Buddies!*” This notification will tell you how many available users there are to choose from. *NOTE: not all available users are necessarily going to be mutual matches.*
- “Find a FuckR Buddy now!” (button). Click here to view available users. Click the Green arrow icon on the right to select a match. Click the Red arrow icon on the left to reject a match.
- “Score! You have x *FuckR matches!*” This notification will tell you how many mutual matches you have. *NOTE: There are currently three (3) possible mutual matches. See profile pictures to the right.*
- “View matches!” Click here to view your mutual matches' profiles.
- “FuckR Messages. You have x message[s]! Click to read” Click here to read any incoming messages from mutual matches. You will only receive only one message from a FuckR Buddy per day. They will invite you to meet at some point. You will have the choice to either meet them or block them. If you block them, they will not ever return as a match.



Currently, each of the three matches has a date. The two men both invite you to meet them later that day or night, while the woman will invite you to meet her the following afternoon. The details will be in the messages that you receive from them.

More matches and dates will be added soon!

Alerts

This will be a central location for certain types of notifications. *NOTE: This feature is still a placeholder and has not yet been fully implemented.*

Settings

With this app, you can select different backgrounds for your phone. As the game goes on—and Becca experiences new things and takes new pictures—the selection of available backgrounds will grow. (See *Camera* and *Photos* app descriptions below.)

Interwebz

This app currently only displays a handful of random memes. *This function will be expanded in future versions.*

Photos

You can use this app to see her growing photo gallery. (See *Camera* app description below.)

Phone

Making a phone call

You can call anyone whose phone number you have. A list of names will appear when you click the app icon (as long as your phone is not already ringing). Realistically, though, Becca doesn't use her phone to make calls very often. Texting is her preferred means of communication most of the time.

Receiving a phone call

The notification "**Your phone is ringing!**" will appear in the left side bar from time to time. When you see this notification, you will need to click the linked notification in the sidebar or click the PHONE link in the sidebar and then answer the phone. The phone conversation will then appear. The notification will disappear at the conclusion of the phone call.

Messages

Sending a text message

You can text anyone whose phone number you have. After you click on the app icon, click on the link "Send a text message" and a list of names will appear.

Receiving a text message

The notification "**You have a text!**" will appear in the left side bar from time to time. When you click on the app icon, another notification will appear in bold at the top of the screen saying, "You have a text from XXX." Click on this link and the text message will pop up on the screen. Both notifications will disappear when you have viewed the texts.

Text message archive

If you want to view old texts again, they will appear on the bottom of the “Text messages” screen under the heading “Old texts (archived).” Clicking on the links for specific texts will cause them to pop up on the screen.

Camera

You can use this app to take selfies. Current and future planned selfies include different environments, clothing, and situations, as applicable. Most available selfies can also be used as backgrounds for the phone. Future plans also intend to allow sending selfies to other characters.

Roommate Schedules

Bobby's Schedule

Bobby will be in his Bedroom at the following times:

- Monday – Friday, before 7:00am
- Sunday – Thursday, after 10:00pm
- Sunday, before 10:00am (with Scarlett)

Bobby will be outside the Apartment (at work) at the following times:

- Monday – Friday, 8:00am – 6:00pm

Bobby will be in the Bathroom showering at the following times:

- Monday – Friday, 6:00am – 6:30am

At other times, Bobby will have free roam around the Apartment. He may occasionally leave the Apartment.

Scarlett will be with Bobby at all times between Saturday, 9:00pm, and Sunday, 10:00am.

Shaun's Schedule

Shaun will be in his Bedroom at the following times:

- Monday – Friday, before 7:00am
- Sunday – Thursday, after 10:00pm

Shaun will be outside the Apartment (at work) at the following times:

- Monday – Friday, 8:00am – 6:00pm

Shaun will be outside the Apartment (at the Club) at the following times:

- Saturday, after 9:00pm
- Sunday, before 2:00am

Shaun will be in the Kitchen at the following times:

- Sunday, 2:00am – 3:00am
- Monday – Friday, 6:00pm – 6:30pm

Shaun will be in the Gym at the following times:

- Saturday or Sunday, 3:00pm – 5:00pm
- Any day, 7:00pm – 9:00pm

At other times, Shaun will have free roam around the Apartment. He may occasionally leave the Apartment.

Locations

Your Apartment

There are different media and occasionally randomly appearing scenes in the apartment depending on your wardrobe choices, statistics (either Inhibition or relationships with your roommates).

Your Bedroom

Basic activities:

- Set your alarm clock
- Sleep for the night. Becca will wake up when her alarm clock goes off or when her Energy is full, whichever comes first. If she does not get a full night sleep, she will not regain all of her Energy. *Note: Becca must sleep in Sleepwear at the beginning of the game. However, as she begins to change, she will soon be able to sleep naked.*
- Take a short nap (1 hour)
- Change your clothes —> see “Wardrobe” system described below
- Use your laptop
 - Look for a job if unemployed
 - After you look at books at the Bookstore, Check out some ebooks.
 - If you have purchased an ebook, Read an ebook
 - Visit erotic literature website.
 - After a call with your sister where she recommends it, Watch porn. After you have watched porn five (5) times, you will see a banner advertisement for a camgirl site (OnlyGirlz) on this page. Watching Amateur porn and Casting Couch porn will raise your interest in this cam site until you are willing (and able) to click on the ad. If you go through the Dickathlon event with Abby (see below), and lose to her, you will get a shortcut to this content.
- Read a book
 - Becca has two books available to read in her Bedroom when the game starts: *Like Water for Chocolate* by Laura Esquivel and *Girl Boner* by August McLaughlin. Additional books can be purchased in the Bookstore and will appear here automatically after her purchase.
- Listen to records. You can buy a record player and several records at the Record Store. Additional records will be made available in new versions and will appear here automatically after purchase.
- If Arousal is greater than 50, Masturbate. Different options are available based on items owned and Becca’s preferences.

You will also receive certain messages here, including

- *If you are unemployed*, a reminder to use your laptop to find/apply for a job
- *On payday*, a reminder to pick up your paycheck from your job
- Other occasional reminders tied to special events

When the game begins, Becca must be wearing at least panties, a top, and a bottom in order to leave her bedroom. As she begins to grow more daring, this will change.

Living Room

The **Living Room** serves as a central location in the **Apartment**. You get to all other places from here.

Basic activities:

- Relax on the couch for an hour. *Increases Energy by 20.*
- Watch TV.
- Do yoga. If Bobby and/or Shaun is in the living room, doing yoga will increase their attraction to her. *Note: You can only do yoga if you are wearing leggings or yoga pants. A scene with Bobby will unlock under certain conditions (see Bobby path).*

Balcony

Basic activities:

- Look at the city. *No substantial effect at this time.*
- Look at the other people. *No substantial effect at this time.*
- Smoke a cigarette. *You can buy these at the convenience store.*

Bathroom

Basic activities:

- Fix your make-up. *No substantial effect at this time.*
- Dress/Undress. This is a simplified way of getting Becca ready for taking a bath or shower, without going through the **Wardrobe** system to manually remove your clothing. In the beginning of the game, until Becca becomes more daring, you will have to get undressed for bathing in the bathroom only. *Note: if Becca is only wearing a towel in the Bathroom, undressing is not necessary.*
- Take a shower.
- Take a bath.

Kitchen

Basic activities:

- Make a cup of coffee. *Note: You have to purchase coffee from the convenience store first.*
- Grab a bite to eat.
-

Bobby's Room

Becca does not have access to Bobby's room when he is not present. See the section "Roommate Schedules" for times when Bobby will be there.

When Bobby is present and awake, Becca can

- Talk to Bobby.
- Flirt with Bobby.
- *If she has purchased records, Give Bobby a record.*
- Listen to records.

Different conversation options will appear at different points in the story. Other activities may be available at other times. (See Bobby path below for details)

Shaun's Room

Becca does not have access to Shaun's room when he is not present. See the section "Roommate Schedules" for times when Shaun will be there.

When Shaun is present and awake, Becca can

- Talk to Shaun.
- Flirt with Shaun.

Different conversation options will appear at different points in the story. Other activities may be available at other times. (See Shaun path below for details)

Apartment Building

Nothing to do here yet, other than visit the following locations.

Gym

Basic activities:

- Work out (one hour). *Note: You can only work out if you are wearing leggings or yoga pants.*
- Train with Shaun, *if he is present.* See "Roommate Schedules" section to see when Shaun is at the Gym.

Laundry Room

Basic activities:

- Do my laundry.

Roof Deck

Basic activities:

- Take a little nap.
- Just vibe and kill some time on my phone.
- Smoke a cigarette. *You can buy these at the convenience store.*

Street (Home)

Rental scooters are available outside the apartment building at all times.

Basic activities:

- Wander around and explore for a little bit. *This option currently introduces several new locations, interspersed among other randomly appearing scenes. New locations are introduced in the following order: Wax bar > Juice bar > Psychic > Hemp store > Snowballs > Sex shop. When all locations have been opened, the following notice will appear near this link: “You have already found all currently available locations.”*

Convenience Store

Here you can purchase:

- Coffee (\$10). *It will appear in Becca’s kitchen rather than in the Lil Backpack. There is enough for 15 cups per purchase.*
- Cheap make-up (20 uses) (\$10). *The option to use make-up is in the Bathroom.*
- WapWipes feminine sanitary cloths (15-pack) (\$10). *You can use these from your Lil Backpack or from the Nightstand in your Bedroom.*
- Plan Z (“morning-after” contraceptive pill) (\$50). *This will appear in the Lil Backpack. **There is no effect yet, but it will be used in the future.***
- A pack of cigarettes (\$10).

There is a Bank Machine here that can be accessed after Becca opens a Bank Account. Same options as those at the Bank (see description below under “Uptown”).

Liquor Store

Here you can purchase:

- Bottle of wine (\$12). It’s not vintage.

- 12-Pack of Basic Bitch™ hard seltzer (\$16)
- 6-Pack of Beer (\$7)

The items cannot yet be consumed, but this is a priority to incorporate into a future update.

Dirty Bones Dive Bar

This location will become available after a certain interaction with Abby (see below).

Once it appears on the Street, you can go in at any time and drink by yourself, or text Abby and invite her to hang out.

City Park

Basic activities:

- Go for a walk. *Note: You can only go for a walk if you are wearing sneakers.*
- Go for a jog. *Note: You can only go for a jog if you are wearing sneakers.*
- Sit on a bench.
- Go Down the path into the woods.

Uptown

Walking **Uptown** takes 30 minutes, 10 *Energy*.

Taking a scooter **Uptown** costs \$5 and takes 10 minutes, 2 *Energy*.

Diner

Basic activities, if employed as a Waitress:

- (Pre-hire) Job Interview.
- Work.
- Quit your job.
- (On the 14th and 28th of each month) Pick up your paycheck.

Other activities:

- Sit at a table. You will order food if you sit at a table (\$10).

Bookstore

Basic activities, if employed as a Bookstore Clerk:

- (Pre-hire) Job Interview.
- Work.
- Quit your job.

- (On the 14th and 28th of each month) Pick up your paycheck.

Other activities:

- Look at books.

The following books are currently available for purchase:

- Horror Fiction: *Pride and Prejudice and Zombies* (\$10)
- Historical Romance: *Outlander* (\$10)
- Erotica: *Mastering Her Senses* (\$10)
- Fantasy / Erotica / Romance: *Dark Lover* (\$10)
- Fiction: *Fahrenheit 451* (\$10)
- Erotica: *Night Shift: A Choose-Your-Own Erotic Fantasy!* (\$10)
- Fiction / Historical Fiction / Romance / LGBTQ: *Tipping the Velvet* (\$10)
- Erotica: *Bad Behavior* (\$10)
- Poetry / Romance: *100 Love Sonnets* by Pablo Neruda (\$10)
- Fiction / Romance: *The Right Swipe* (\$10)

Books will appear in your Bedroom when purchased, under the “Read a Book” activity.

Clothing Boutique

Basic activities:

- Shop

The following clothing items are currently available for purchase:

- Bralette (\$20)
- Crop top (\$35)
- Tube top (\$20)
- Tank top (\$10)
- Yoga pants (\$40)
- Mini-Skirt (\$30)
- Mini-dress (\$50)

Items will appear in your Wardrobe when purchased.

Bank

On the first visit, Becca can open a bank account. She will have to have at least \$20 to deposit in order to open an account.

Basic activities:

- Check balance
- Withdraw cash from account
- Deposit money into account
- Transfer money to Dad (pay student loan)*

* This last option is only available on the 1st of each month.

Pure Raw Juice Bar

The following food items are currently available for purchase:

- Traditional Acai Bowl—Regular (24 oz) \$10 or Large (32 oz) \$12
- Omega Blast Green Bowl—Regular (24 oz) \$10 or Large (32 oz) \$12
- Berrylicious Smoothie—Regular (20 oz) \$7
- Green Giant Smoothie—Regular (20 oz) \$10
- Oatmeal Berry Bowl—Regular (20 oz) \$7
- Oatmeal Apple Cinnamon Harvest Bowl—Regular (20 oz) \$7

Eating/drinking any of these items will increase Energy by 15.

Quality Snowballs

The following snacks are currently available for purchase:

- Snowball (\$4)
- Snowball with Marshmallow Crème (\$6)

Eating either of these snacks will increase *Energy* by 10.

Downtown

Walking **Downtown** takes 20 minutes, 10 *Energy*.

Taking a scooter **Downtown** costs \$5 and takes 7 minutes, 2 *Energy*.

Spencer's (Hotel Bar)

Basic activities, if employed as a Bartender:

- (Pre-hire) Job Interview.
- Work.
- Quit your job.
- (On the 14th and 28th of each month) Pick up your paycheck.

Other activities:

- Sit at the bar.

Record Store

Basic activities, if employed as a Record Store Clerk:

- (Pre-hire) Job Interview.
- Work.
- Quit your job.
- (On the 14th and 28th of each month) Pick up your paycheck.

Other activities:

- Look at records.
 - Buy a record player (\$100)

The following records are currently available for purchase:

- Erykah Badu, *But You Cain't Use My Phone* (2015) (\$25)
- The Black Crowes, *America* (1994) (\$25)
- Charli XCX, *Charli* (2019) (\$25)
- The Clash, *London Calling* (1979/80) (\$25)
- clipping., *Visions of Bodies Being Burned* (2020) (\$25)
- girl in red, *Beginnings* (2019) (\$25)
- girl in red, *if i could make it go quiet* (2021) (\$25)
- The Isley Brothers, *The Heat is On* (1975) (\$25)
- The Pixies, *Surfer Rosa* (1988) (\$25)
- Prince, *LoveSexy* (1988) (\$25)
- Run the Jewels, *4* (2020) (\$25)
- Ween, *Chocolate and Cheese* (1994) (\$25)

Coffee Shop

Basic activities:

- Order a drink: Costs \$5. Increases Energy by 15.
 - Coffee.
 - Green Tea.
 - Iced Vanilla Latté.

Bank Machine

Only available if Becca has already opened a bank account. Same options as the Bank (see description above under “Uptown”)

Hot Wax (Wax bar)

The following services are currently available for purchase:

- Brazilian Wax (45 minutes) \$60
- Brazilian & Full Legs (1 hour) \$110
- Arms Wax (30 minutes) \$30
- Under Arms (15 minutes) \$16
- Legs Wax (45 minutes) \$45
- Legs Sugar (60 minutes) \$60
- Brows (15 minutes) \$18
- Brows & Lip (15 minutes) \$25
- Full Face (30 minutes) \$45
- Lash Lift (30 minutes) \$75
- Lash Lift and Tint (45 minutes) \$95
- Bikini Facial (45 minutes) \$65
- Booty Smoothie (45 minutes) \$65
- Brightening Facial (1 hour) \$95

There are currently no gameplay-related effects of any of these actions. This will change in a future version.

City Hemp (Hemp store)

The following items are currently available for purchase:

- CBD Lotion (100 mg of CBD) \$30
- Mint Chocolate CBD Oil:
 - Full Strength (30 mL) \$30
 - Extra Strength (30 mL) \$60
 - Maximum Strength (30 mL) \$120
- CBD Intimate Lube - Bottle (40 mL) \$60

There are currently no gameplay-related effects of any of these actions. This will change in a future version.

SUGAR (Sex Toy Shop)

Location will become available after receiving a phone call and a text from your sister Emily, or discovered by Exploring Your Neighborhood.

The following items are currently available for purchase:

- Kamasutra Love Liquid (\$20).
- Vibrator (\$50).
- Small dildo (6-inch) (\$30).
- Medium dildo (\$50). *This item will appear when Abby challenges Becca to a new dare.*

All of these items can be used when you Masturbate in Your Bedroom.

Wardrobe

The **Wardrobe** system in *IHOH* allows for great flexibility in outfit choices. Becca starts with a handful of clothes, but there will be opportunities to purchase additional items of clothing.

A “full outfit” consists of a top, a bottom, a bra, panties, and shoes.

However, certain activities do require specific outfits at the beginning of the game:

- You have to be wearing a full outfit to leave the apartment.
- You have to be wearing a top, a bottom, and panties to leave your bedroom.
- You have to be wearing activewear to exercise (yoga in apartment, working out in gym).
- You have to be wearing sneakers to go for a long walk or jog.

As Becca’s *Inhibition* lowers, these requirements will change (see “Wardrobe Requirements” below).

Status

At the top of the **Wardrobe** page, a *Status* text will tell you what items of clothes Becca is currently wearing (or not wearing). This same text also appears on the **Statistics** page.

Changing Your Clothes

The **Wardrobe** separates clothing items into several categories:

- Intimates (Bras and panties)
- Sleepwear
- Tops
- Bottoms
- Dresses
- Uniforms (for work)
- Shoes

To change into a certain item of clothing, simply click on the appropriate category.

Each item of clothing in the **Wardrobe** includes the following:

- For any item that you are currently wearing, a link to *Remove* the item.
- For any item that you are not currently wearing, a link to *Wear* the item. This will replace any similar item of clothing that you are currently wearing with the new item.

For example, if you are wearing *Cotton bikini panties* and you click the *Wear* link for *Black thong panties*, the cotton panties will be replaced with the thong panties.

- Links to **Save to Clothing Set 1**, **Save to Clothing Set 2**, **Save to Clothing Set 3**. See below.
- Sleepwear has a special shortcut. Rather than saving to one of the saved Clothing Sets, you can simply identify one of the items of Sleepwear as the default. A separate Sleepwear shortcut is available from the main **Wardrobe** page.

Saving and Using Clothing Sets and Shortcuts

There are four empty clothing sets on the **Wardrobe** page when you begin: one for Sleepwear and three that can be used to save outfits.

1. To set the **Sleepwear** shortcut, click the Sleepwear link, and click the “Set as default sleepwear” button following the type of Sleepwear that you would like to set to the shortcut. You can now use the “Wear Sleepwear” and “Remove Sleepwear” buttons.
2. To save an outfit to any of the Saved Clothing Sets, click on each category of clothing, and select an item of clothing to save to **Clothing Set 1, 2, 3, 4, or 5** by clicking on the appropriate button. You can now use the “Wear Saved Clothing Set 1” button to instantly change into Clothing Set 1, the “Wear Saved Clothing Set 2” button to instantly change into Clothing Set 2, and so on.
3. You can also save the clothing that you are currently wearing by clicking the “Save current outfit” button.
4. If you want to change one of the Saved Clothing Sets, just click “Clear set.” The set will clear, and you can select new items to add to your clothing set.

TIPS:

- Don’t forget to add shoes to each of your saved clothing sets!
- You can use the clothing sets for different purposes. For example, use one of the sets to save a normal, everyday outfit, another to save a workout outfit, another to save a “date night” outfit, etc.

Right Sidebar Shortcuts (Bedroom)

The right sidebar pops out automatically when Becca is in her Bedroom. Select any saved outfit from the dropdown menu and click “Change” to change your clothes without visiting the Wardrobe.

Wardrobe requirements

To leave your bedroom:

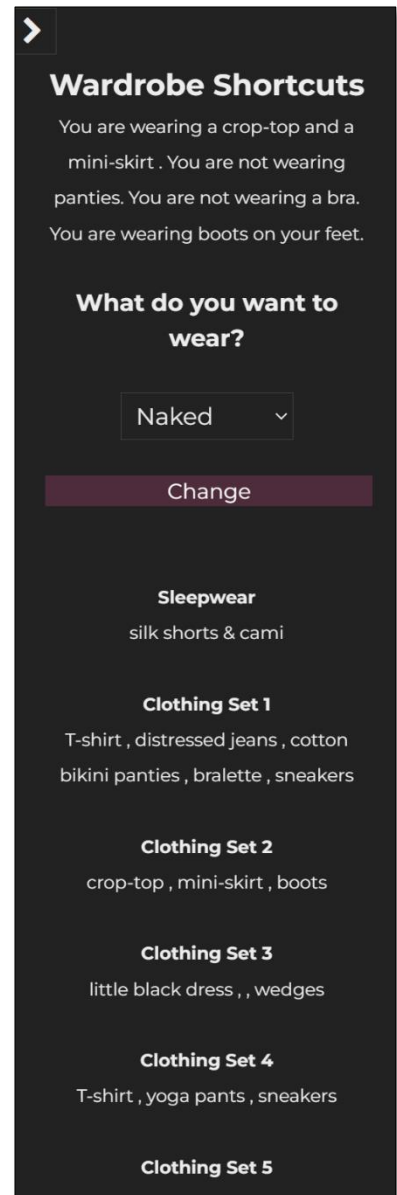
- Full outfit (top, bottom, bra, panties, shoes): no requirement.
- No bra (top, bottom, panties): no requirement.
- No bra or panties (top, bottom): *Inhibition* < 325
- Intimates only (no top, no bottom, bra, panties): *Inhibition* < 325
- Naked, wrapped in a towel: *Inhibition* < 325
- Naked, no towel: *Inhibition* < 150

To leave the apartment:

- Full outfit (top, bottom, bra, panties, shoes): no requirement.
- No bra (top, bottom, panties, shoes):
Conditionally, if you are invited to meet Abby without a bra, despite other requirements.
- No bra (top, bottom, panties, shoes): *Inhibition* < 400
- No panties (top, bottom, bra, shoes): *Inhibition* < 350
- No bra or panties (top, bottom, shoes): *Inhibition* < 350
- Intimates only (no top, no bottom, bra, panties): Not currently allowed.
- Naked, with or without towel: Not currently allowed.

Different wardrobe choices are reflected in different text or media in various locations. These differences will continue to be added in future versions to encompass as many clothing variations as possible.

Some events may allow Becca to leave her bedroom or apartment in other states of undress!



Surprise & Delight's *CumPoints* Sex System

Inspired by the combat systems in RPGs, many of the game's sex scenes will use the *CumPoints* sex system.

As a sex scene commences, the right sidebar panel will automatically pop out, displaying status bars for Becca and her partner. Becca can choose her actions during the sex scene (though she may not have much control over her partner). Different choices will increase the *CumPoints* reflected in the side panel status bars. When the *CumPoints* reach 100, the person will cum. Women can cum multiple times, but men can only cum once, ending the sex scene.

At the top of the sidebar panel, there is a button labelled "Toggle Menu Option." This button will toggle between the foreplay options and the sexual position options. While this gives more control over the outcome (for example, being able to switch from sex back to just a blowjob), in some scenes this may cause issues in the scene logic (such as a naked person suddenly becoming fully dressed again). Other than this, however, it should not cause any UI errors.

Different partners will have different skills and preferences, so the effect of one action on one partner may not be the same as the effect of the same action on a different partner. Becca herself also has different skills and preferences. These develop throughout the game based on Becca's actions, but will be most noticeable in the way that sex acts behave. For example, if Becca has a preference for large—*ahem*—male anatomy, then those men who are "endowment-challenged" may be less satisfying to her, decreasing the number of *CumPoints* she might get from intercourse with one of these men. On the other hand, if Becca develops her oral skills, she may be able to make a man cum faster through this action.

This system includes a variety of possible endings for sex scenes. There are differences in both text and media depending on what act or position causes the orgasms. Becca might cum multiple times or her partner might cum first (and last). Choices will be offered for where a man will cum.

NOTE: At this time, there are no consequences for unprotected sex, but this will change in the future.

Scene Guide

Repeatable and Random Scenes

Arousal:

Becca can turn herself on in the following ways:

- Bedroom, using her laptop, visit erotic literature website
- *(After suggestion from Emily)* Bedroom, using her laptop, watch porn
- *(After suggestion from Emily)* Living room, watching TV, watch porn. *Becca won't watch porn in the living room when the boys are home until her Inhibition is low enough.*

Becca can masturbate in her Bedroom after the above scenarios if her *Arousal* is over 50.

Masturbation:

If Becca's *Arousal* is at least 50, she can masturbate in the following locations:

- Bedroom
- Bathroom, taking a shower
- Bathroom, taking a bath
- While peeking in a few scenarios (*see below*)

If *Arousal* is at least 500, sometimes Becca will masturbate before she goes to sleep.

Voyeurism:

Becca can peek at others at the following times and locations:

1. **Bathroom:** You can peek on Bobby and Shaun any time they take a shower.
2. **Bobby's Room:** On Saturday nights, Bobby has company. Becca can peek on them.
3. **Shaun's Room:** Shaun is a single, virile man. Sometimes he brings girls home with him. Becca can peek on them.
4. **Roof Deck:** A daring couple will appear there randomly. When they do, *Take a peek.*
5. **Spencer's Bar (Working):** During the random working scenes when Becca is working as a Bartender, sometimes she will walk in on a couple in the storeroom. *Currently no options.*

Becca can also masturbate when peeking if her *Arousal* is over 50, in all scenes except the bar. Just be careful that you don't get caught!

Bestie Gone Bad:

Becca's new bestie is not the most well-behaved young lady:

- During the random working scenes when Becca is working in the Bookstore, Abby visits and flashes Becca as she leaves.

“New Phone, Who Dis?”

You may have noticed that Becca has given out her phone number to a couple of guys while working as a Waitress at the Diner. Every so often, randomly, one of these guys will respond by sending her an anonymous text message.

Wardrobe Malfunctions

Some interesting scenes appear randomly at times when Becca is wearing more *risqué* clothing choices:

- Various times and places in the apartment, based on different wardrobe choices. *These are still under development and new media, options, and events will continue to be added over the next few versions.*
- Visiting the convenience store without wearing a bra.
- Leaving the convenience store without a bra at night.
- Walking across the city in a skirt without panties.
- Sitting on a bench in the park in an outfit with high *Naughty* score, with low *Inhibition*.
- Sitting on a bench in the park in a skirt with no panties.

In addition to these scenes, you will notice that many of the scenes have alternate media responsive to what Becca is wearing. *NOTE: We have not yet completed every possible scenario in every possible wardrobe choice, but this is the end goal.*

OnlyGirlz Cam Site

The *OnlyGirlz* cam site becomes available through a banner ad on the porn site on your Laptop. The banner ad appears after you watch porn five (5) times, but you will not be able to click on it until you have watched either **Amateur** porn or **Casting Couch** porn enough times.

Once you click on the Banner ad, you will be able to

- Watch a live show

After doing this several times, you will be able to

- Create a new account. (*Be sure to read the Terms and Conditions!*)

After you have created an account, the following additional menu items:

- Start a new show
- My Account

Start a new show

Under “Show Options,” you will be able to select “Clothing” and “Actions” to determine the type of show you would like to perform. Click the “Start show” button to begin.

There are numerous possible scenes that may appear depending on the options you choose. Each scene has several actions that you can take, appearing in the right sidebar. Each action will bring more viewers. The more viewers that you have, the more frequently donations will appear. A portion of the total viewers will become subscribers at the end of the show.

The *Beauty Bonus* and *Fitness Bonus* statistics will provide extra viewers.

Each show last 180 seconds by default. If you would like to end the show before the countdown has expired, click the “End Show Early” button.

My Account

From this screen you will see the following details about your account:

- Username / Age
- Subscriber count
- Number of shows performed
- Balance [\$]

You will be paid your Balance by electronic transfer directly to your bank account on the first of each month.

Major Events

IHOH has many sand-box elements to it, making many of the following events able to be started at any time in the game. We have attempted to make sure that multiple events will not happen (or be scheduled to happen) at the same time; however, do your best not to schedule more than one event at the same time!

We have also noted options in the game designed to end any undesirable paths. Selecting these options will permanently end all future sexual content with that character. It may even cause some characters to disappear from Becca's life altogether!

One major change in version 0.4.0 is that Becca can now lose her virginity to James, Bobby, or Shaun. The text of sex scenes will be different if she is a virgin the first time she has sex with one of these three characters. Her options for losing her virginity may expand in future versions.

The following instructions assume that Becca wants to experience all events with all characters. Other options are available that will change the outcome of the scene.

I. "Bobby" Path

1. Job Celebration

- Use the laptop in Becca's bedroom to look for a job
- Select any job and set up an interview
- Leave the apartment and go to the jobsite
- Job Interview
- Take the job
- *Scene will begin automatically when Becca returns home*
Stay up with Bobby
- Take this further

2. Talking with Bobby

- Go to Bobby's room when he is home. See "Roommate Schedule"
- Talk to Bobby
- Talk about what happened.

3. "Play that Funky Music, White Boy" (Repeatable)

- Go to the Record Store (downtown)
- Purchase Prince's *LoveSexy* and The Isley Brothers' *The Heat is On*
- Go to Bobby's room when he is home. See "Roommate Schedule"
- Give Bobby a record. *Repeat to give both of the above records.*
- Definitely.

- *The following progress is only available if you either stayed up with Bobby and talked to him about what happened (Events 1 & 2) or didn't stay up with him; Bobby's Attraction to Becca is 25 or higher; and Inhibition is at least 50.*
 - Give Bobby a striptease. . .
 - Complete Event 4.
 - *After the conversation, this event is repeatable by selecting Listen to records when he is awake in his room alone.*
4. Talking with Bobby
- Go to Bobby's room when he is home. See "Roommate Schedule"
 - Talk to Bobby
 - Talk about what happened.
5. Next-level Flirting (Repeatable)
- *This event is only available after completing Event 4.*
 - Go to Bobby's room when he is home. See "Roommate Schedule"
 - Flirt with Bobby
 - Take it to the next level
6. Waking Bobby Up (Repeatable)
- *This event is only available after completing Event 4.*
 - Peek on Bobby when he is sleeping alone. See "Roommate Schedule." *Hint: It is easier to catch him sleeping alone on weeknights.*
 - Get closer to Bobby (begin blow job while Bobby sleeps).
 - Finish the blow job (leave room) *or*
Get on top of Bobby (have sex with Bobby).
7. "Couples Yoga" with Bobby (Repeatable)
- *This event is only available after completing Event 4, when Bobby and Becca are completely alone in the Apartment. See "Roommate Schedule"*
 - Do yoga.
 - Get a bit more physical.
 - Enjoy the contact, but keep calm
or
Have sex with Bobby
 - *If Becca has some experience with anal masturbation, an expanded version of this scene will appear.*
 - *If Becca has greater experience with anal masturbation and/or anal sex, an even more expanded version of this scene will appear.*

8. “Hangin’” with Bobby (Repeatable)

- *Two special scenes will appear if you visit Bobby in his room while wearing (or not wearing) certain outfits:*
 - If just wearing a bra and panties, but no top or bottom.
 - If naked (no towel). *This scene also several variants, depending on your sexual experiences with Bobby.*

This path will continue in a future version.

II. “James” Path

1. Coffee Shop Meetcute

- Visit the Coffee Shop (Downtown) for the first time.
- Order a drink.
- James will introduce himself.
- “Yeah, sure, I can hang out for a while.”
- James will give you a ride home: Watch as he drives away.
- Becca will receive a text the next morning.
- After receiving the text from James, he will call Becca later that afternoon, after 3:00pm. In this call, James and Becca will establish a date for the next Saturday evening.

2. First Date

- The date will trigger automatically in the Bedroom at any time after 4:00pm on the Saturday following the telephone call.

3. Follow-up to the date

- James will text Becca after he drives her home, the next morning.
- James will call Becca in her Bedroom after 5:00pm.
- Becca can choose how to respond to James:
 - Jump into a relationship
 - Propose that you stay friends (with benefits)
 - Let him down easy
 - Ghost him (don’t answer the phone)

4. Seeing James in the Coffee Shop (Repeatable)

- After the last phone call from James, he will appear randomly in the Coffee Shop.
- Go talk to James.
- The first time you see this scene, you will first discuss the last phone call.

- If you “Ghosted” him, Keep talking with James. This will improve your relationship.
 - If you did anything other than “Ghost” him, Flirt with James. If you Ghosted him, this option will become available the next time you see him, as long as you “Keep talking with James” the first time. Leads to Event 5.
5. “Friends with Benefits” (Repeatable)
- Becca has several choices at the end of this:
 - Leave after convo. *Ends the scene.*
 - Ask James to meet you in the bathroom.
 - Head to his car outside.
 - Go back to his place.
 - In the bathroom, Becca has several choices if her *Inhibition* is less than 410:
 - End it here and say goodbye. *Ends the scene.*
 - Fuck it, give him a blow job.
 - Head to his car in the parking lot.
 - Go back to his place.
 - In the car, Becca has several choices:
 - Keep kissing, then make your escape. *Ends the scene.*
 - Take it further (hand job).
 - Give him a blow job.
 - Suggest you head to his place.
 - At James’s place, Becca has several choices:
 - Give James a blow job.
 - Ask James to go down on you.
 - Get down and dirty and go all the way.
6. “You up?” (Repeatable)
- *Becca can text James if she is at home in the evening. She will go to his apartment.*
 - *James will occasionally text Becca if she is at home in the evening. She can choose whether or not to meet him at his apartment.*

This path will continue in a future version.

III. “Shaun” Path

1. Talk to Shaun

- Go to Shaun’s room when he is home. See “Roommate Schedule”
- Talk to Shaun.
- Ask about his interests. *Select all options.*

2. Personal Trainer (Repeatable)
 - Go to the Gym any time when Shaun is there working out. See “Roommate Schedule”
 - Train with Shaun (one hour)
 - *After you have had sex with Shaun at least once and have a high preference for Exhibitionism, a new optional, repeatable scene will unlock:*
 - Train with Shaun (one hour). *Note: the scene when you enter the gym when Shaun is present*
 - Work out some 'other' muscles
 - Shower and get dressed
 - *You can raise Exhibition by having “Wardrobe Malfunctions” (see p. 38), by wearing more risqué outfits, either by choice or at work as a Waitress or Bartender, or through some of Abby’s dares (see below).*
3. Visit Shaun after the Club, Part One
 - Between 2:00am and 3:00am on Sunday, go to the Kitchen.
 - Chat with Shaun.
 - Flirt with Shaun.
4. Visit Shaun after the Club, Part Two
 - Between 2:00am and 3:00am on Sunday, go to the Kitchen.
 - Chat with Shaun.
 - Flirt with Shaun.
5. Going to the Club with Shaun (Repeatable)
 - Shaun will invite Becca to the Club when she wakes up in her Bedroom on the Wednesday after Event 4 in this Path.
 - Do you want to go to the Club with Shaun this Saturday? *Becca has two options:*
 - Yes.
 - No. *Shaun will invite Becca every Wednesday morning.*
 - *Club Scene will begin automatically in Living Room on Saturday between 8:00pm and 9:00pm, if she is wearing her Little Black Dress or Mini-Dress. If she is not wearing a dress, Shaun will tell her to change.*
 - *Becca and Shaun will hang out at the Club until shortly after 1:00am. She can do the following activities in any combination until that time:*
 - Get a drink. *If Becca drinks nine times, Shaun will take her home and Events 6 and 7 will not occur.*
 - Hit the Dance Floor. *If Becca does this three or more times, a scene may appear (about 50% of the time) where she will have the following options:*

- *If she has had at least 2 drinks and her Inhibition is less than 350, Give him a blow job. She will have the option to fuck him after she blows him.*
 - *If she has had at least 5 drinks and her Inhibition is less than 300, Fuck him.*
 - Dance with Shaun.
 - Go to the Ladies' Room. *The second time you do this, Shaun will go with you. When he does, Keep going.*
 - *Becca and Shaun will leave after 1:00am. If she danced with Shaun more than by herself or with another guy, this will go directly into Events 6, 7, and/or 8. Otherwise, they will say good night and go to bed when they get home.*
6. Riding Home from the Club (Repeatable)
- *Scene will begin automatically when leaving the Club, if Becca danced with Shaun more often than by herself or with other guys.*
 - Make out with him.
 - Reach for his cock.
 - Give him a blow job.
7. Visit Shaun after the Club, Part Three
- *This scene will appear automatically as a continuation of Events 5 and 6.*
 - Give Shaun a blow job... or at least try.
 - Go to bed.
 - *The next morning, visit Shaun in his room (see Roommate Schedule), Talk to Shaun, then Talk about what happened.*
8. Visit Shaun after the Club, Part Four (Repeatable)
- *This scene will appear automatically as a continuation of Events 5 and 6, on the second and subsequent occurrences, if you visited Shaun in his room and talked about what happened (Event 7).*
 - [Give Shaun a blow job... or at least try.]
 - Say 'Yes' ...
 - Go to your bedroom.
 - *The next morning, visit Shaun in his room (see Roommate Schedule), Talk to Shaun, then Talk about what happened. If you decide to think about it, you can come back a second time to Talk about what happened. Selecting no during this second conversation will end this path.*
9. Hangin' on the Balcony (Repeatable)
- *This scene becomes available as an option in Shaun's bedroom, after Event 6.*
 - Invite Shaun to hang out on balcony.
 - Go to the balcony.

- Small-talk with Shaun.
 - Flirt with Shaun.
 - Make out with Shaun.
 - Take things further.
10. Visit Shaun after the Club, Part Five (Repeatable)
- *This scene becomes available after the completion of Event 8.*
 - *You can visit Shaun in the Kitchen on Saturday night/Sunday morning, at 2:00am.*
Two options:
 - Drop to your knees
 - Go back to Shaun's room
11. Helping Get Shaun Clean (Repeatable)
- *This scene becomes available as an option in the Bathroom when Shaun is showering, after the completion of Event 8.*
 - Go into the bathroom.
12. Shaun, Roommate with Benefits, I (Repeatable)
- *This scene becomes available as an option in Shaun's bedroom when he is awake, after the completion of Event 8.*
 - Flirt with Shaun.
 - Take it up a notch...
 - Get naked and make out with Shaun.
 - Fuck Shaun *or* Back to your room.
13. A New Friend at the Club, Introduction
- *This event will occur automatically on a regular visit to the Club, under the following conditions: (1) you have had sex with Shaun in his bedroom (Event 12) at least twice, and (2) you have had orgasms during sex (not foreplay) with Shaun at least five times.*
 - Have another drink.
 - Dance with Tré.
 - Get in that RideMe.
 - Let's get it on . . . *or* I changed my mind . . .

This path will continue in a future version.

IV. Halloween Party (One-Time Event)

1. Preparing for the Party
- On 25 October, Bobby and Shaun will invite you to a Halloween costume party the first time you go into the Living Room.
 - Visit the Costume Store (Downtown) between 10:00am and 9:00pm.

- Becca's costume will appear in her Wardrobe.
2. Party Night!
 - On 31 October, after 8:00pm, in Becca's Bedroom, change into your Costume.
 - Event will begin automatically in Living Room. Continue. *Drink +1*
 - *The following options are available from the party:*
 - Get a drink. *Drink +1 each time.*
 - Make your way around the party. *Choice can be repeated, a sequence of different scenes. The fourth scene offers Becca the option to give one of the other attendees a blow job.*
 - Dance for a bit. *Appears after choosing the previous option three times. One-time scene.*
 - Talk to Bobby and Scarlett. *One-time scene.*
 - Talk to Shaun. *Appears after the opportunity to blow Superman (regardless of decision). One-time scene. Can leave with the boys or stay at the party.*
 - Find a guy to hook up with. *Appears after Bobby and Shaun leave, after the fifth time Becca "makes her way around the party" if Inhibition is lower than 300. One-time event. Opportunity for Becca to give a second attendee a blow job.*
 - Call it a night. *Will end the party event. Can be selected at any time.*

V. "Abby" Path

1. Meeting Abby
 - *Becca will meet Abby in the Clothing Store.*
2. Hanging Out with Abby 1
 - *Abby will text Becca the day after Event 1. They will set a date to hang out on Friday.*
 - *On Friday, after 8:00pm, "Hang out with Abby" on the Street (Home) location.*
 - *Event will automatically progress.*
3. Hanging Out with Abby 2
 - *Abby will text Becca on the Tuesday following Event 2, when Becca is home after 8:00pm.*
 - *"Do you want to invite Abby to hang out?" Yes. NOTE: Stay home. This event will start in about an hour, but only if Becca is still at home.*
 - *Abby will text Becca again in about an hour.*
 - *Event will begin automatically in the Living Room that night, after 7:00pm.*
4. Hanging Out with Abby 3

- *Abby will text Becca to begin this event between 2:00pm and 6:59pm any day after Event 3.*
 - *Go meet Abby.*
 - *Choice between “Get high with Abby” and “Skip it today.” Choosing to get high will also begin the “Drugs” Path. If you do not want to play these events, then skip it here.*
5. Hanging Out with Abby 4
- *Abby will text Becca between 5:00pm and 8:59pm on the day following Event 4.*
 - *Choice between “Go out with Abby” and “Not tonight ... maybe tomorrow.” If you skip this event, the path will continue with Event 6.*
 - *“Order a drink,” “Split a bottle,” or “Stick with water.” The only difference is cost.*
 - *Hit up the convenience store and go to her apartment. From this point forward, the scene will end as soon as you head home.*
 - *Event will continue automatically.*
6. Hanging Out with Abby 5
- *Abby will call Becca between 6:00pm and 9:59pm on the Friday following Event 5 (even if you selected “Not tonight ...”).*
 - *Go to Abby's party.*
 - *Do the shot and stay.*
 - *Do the shot and stay.*
7. Hanging Out with Abby at the Dive Bar (Repeatable)
- *Abby will text Becca on the Monday or Thurs following Event 6. Dirty Bones (Dive Bar) will become a location available on Street (Home) after this text. Becca can visit the Bar either by herself or when Abby texts her (randomly) to invite her to hang out or when Becca texts Abby to hang out, at any time she is available after this point.*
 - *There are currently three randomly appearing scenes.*
8. Hanging Out with Abby 6
- *Abby will call Becca after 9:00pm on Thursday after Dare 3.*
 - *Go to Abby's.*
 - *Stay and see what happens.*
 - *Keep going.*
 - *Go to your apartment.*
9. Truth or Dare . . . without the “Truth”?
- **Dare 1:** *Appears as one of the randomly appearing scenes when Becca hangs out with Abby at the Dive Bar.*
 - **Dare 2:** *Abby will text Becca after Dare 1, between 2:00pm and 7:59pm. Take off your bra in your bedroom and then go to the Park.*

- **Dare 3:** Abby will call Becca after 9:00pm on the Monday after Dare 2. Head to the convenience store.
- **Dare 4:** Abby will text Becca on the Wednesday after Dare 3, between 8:00pm and 10:59pm, if Becca is home. If Becca is not at home, it will trigger the following Wednesday. “Do you want to accept Abby’s dare?” > “Sure, what the hell!”
- **Dare 5:** Call Abby between 7:00pm and 10:59pm any day after Event 6 and Dare 4.
- **Dare 6:** Abby will text Becca during the day on the Monday following Dare 5, if SUGAR has already been discovered (use the explore link on the Home (Street) page to discover new locations). The dare will require Becca to wear a mini-dress (purchase it in the clothing boutique) and panties and make a certain purchase at SUGAR.
- **Dare 7:** Abby will text Becca the Wednesday following Dare 6. The event will begin the next time Becca visits the clothing boutique where Abby works.
- **“The Dick-cathlon”: The Dare to End All Dares:** Abby will text Becca the Sunday following Dare 7. Meet her at Dirty Bones that night any time after 7:00pm.
 - Hear more about the Dick-cathlon.
 - Take on the Dick-cathlon.

Throughout the week, when you use the RideMe app, after you choose your destination, Play the Dick-cathlon (Yes). Abby will text you again on Friday to remind you to meet her at Dirty Bones on Saturday night. On Saturday after 7:00pm, go to Dirty Bones. Abby’s number will be randomly generated (up to 20). Depending on who wins, three different options are available:

- (If Abby wins) Head back to Abby’s apartment.
- (If Becca wins) Give Abby her final dare. Choose between: Blow a guy in the bathroom right now and Go to the park, strip down, and run around naked. Each of these options leads to a different scene, with additional repercussions in future updates.

10. Girls’ Night In . . . (Abby’s sleepover)

- After Event 9, you can invite Abby to spend the night by texting her. Sometimes she will respond that she will be there in an hour; sometimes she will respond that she has to work and will be there at 9:00pm when she gets off; and sometimes she will respond that she already has plans. You can only invite her once a day.
- Once Abby arrives, the two of you can engage in a wide variety of activities together around the Apartment. Each of these activities may affect Abby’s Arousal statistic and improve their in-visit relationship. These two factors play a role in some of the steamier events.
- General tips:

- Make sure that your Energy stays pretty high. Bathing or showering (Bathroom) can help. Drinking coffee (Kitchen) is the best way to raise Energy.
- More intimate activities have the most profound impact on their in-visit relationship, such as watching a rom-com or even porn in the Living Room, taking a bath, or even just hanging out together around the apartment.
- Progressive events:
 - The following activities consist of a series of scenes of progressively more sexual nature. The progression is based on the in-visit relationship, your Arousal, Abby's Arousal, and the number of times you have done the activity. Unlocked scenes may rotate randomly. The progress in unlocking scenes continues from one visit to subsequent visits, but the in-visit relationship does reset each time.
 - **Bedroom:** Check your nightstand.
 - **Bedroom > Use your laptop:** Watch porn. (Note: This option itself unlocks based on in-visit relationship and Arousal.)
 - **Bathroom:** Undress and take a shower (separately).
 - **Bathroom:** Undress and take a bath (separately).
 - **Bedroom:** Sleep for the night.

11. Abby's Ice-Breaker (Abby's sleepover)

- This Event is only available on Friday nights during Event 10. You may not be able to complete all preliminary activities in a single visit, so plan accordingly!
- Go to Bobby's bedroom when he is there in the evening. Introduce Abby to Bobby.
- Go to Shaun's bedroom when he is there in the evening. Introduce Abby to Shaun.
- In Bobby's bedroom or Shaun's bedroom, Hang out with Bobby or Hang out with Shaun. It does not matter which of the two guys you hang out with.
- Repeat the previous step at least once.
- When the option appears in either of the guys' bedrooms, Would you like to play a game? (Note: you do not have to do all of these things)
- The game will play for five (5) rounds. Each player gets one (1) randomly generated "spin" per round.
- There are five (5) possible questions for each player to each of the three other players. Each question has at least one (1) possible response, but most have three (3) possible responses. Some questions have additional responses based on your experiences earlier in the main game. In other words, depending on the random spin, which question is selected, and which response is selected, there are hundreds of possible ways the game can play out!

- Any player can choose to drink instead of answering the question. If a player drinks too much they will be excluded from the ending scene. However, this can be used to manipulate the game results so that a desired ending scene appears.
- There are nine possible endings: Abby x Bobby; Abby x Shaun; Abby x “Becca”; Abby x Bobby x Shaun; “Becca” x Bobby; “Becca” x Shaun; Abby x “Becca” x Bobby; Abby x “Becca” x Shaun; “Becca” x Bobby x Shaun.
- Tips:
 - The ending scene is selected based on who is most attracted to each other by the end of Round 5.
 - The answer to any question will reveal more details about the personality of the person being asked. The affect on other players is based on their “types.”
 - Answers to questions may affect the on-lookers more than they affect the players asking or answering the questions.
 - Achieving the four possible threesome ending scenes is more difficult than any of the single-partner scenes. The key is to balance the attraction of each of the three players to each other at approximately the same level. For the two guys, this is accomplished by answering certain questions in such a way that they are willing to share one of the women.
 - Play whenever you can so that you can learn how the players interact with each other, the questions, and the answers, so that you can see all nine ending scenes (if you want)!
 - Some of these ending scenes will also have lasting consequences in future updates!

This path will continue in a future version.

VI. “Drugs” Path

1. Smoking weed—See Event 4 under Abby Path
2. Mystery pills—See City Shadows Path under the Bookstore Path below.
3. Hemp store—Location discovered when exploring the city.
 - a. You can now purchase a Marijuana vape and Marijuana vape pods in the back room of the Hemp store.
 - b. You can use your vape on your apartment Balcony, on the building’s Roof Deck, or at the City Park. How high you are will be reflected in the left sidebar.
 - c. Occasionally, short SFW scenes will appear in your apartment or at the Park, if you are High.

This path will continue in a future version.

VII. “Waitress” Paths

1. Working

- There is currently a total of ten different work scenes that will randomly appear (depending on uniform): seven general scenes that are not dependent on your uniform; two that specifically require you to wear your uniform; and one that specifically requires that you “forget” your uniform.

2. “Devilish Dad” Path: *See full Path below*

VIII. “Bartender” Paths

1. Working

- There is currently a total of eleven different work scenes that will randomly appear (depending on uniform): three general scenes that are not dependent on your uniform; four that specifically require you to wear your uniform; and four that specifically require that you “forget” your uniform.

2. Tyler Path: *See full Path below*

3. Jasmynn Path: *See full Path below*

IX. “Bookstore” Path

1. *The first time you look at the books, you will notice the sign about e-books. This will open the e-bookstore website on Becca’s laptop in her bedroom.*

2. Working

- There are currently four randomly appearing work scenes, including those specifically described below.

3. City Shadows Path

- *The first scene in this path will appear once as one of the randomly appearing work scenes in the bookstore. When given the options (in order):*
 - Be useful and find more work.
 - See what's behind the grey door.
 - Continue to explore the XXX Room.
- *The following three actions can all be taken in any order:*
 - Look at the books in City Shadows.
 - Try the doors.
 - (If *Arousal* is over 50) Touch yourself.

- *Look at the books in City Shadows.*
 - *Look at more books in City Shadows.*
- *Try the doors.*
 - *Look for the key. Starts a mini-game.*
 - **Mini-game: Find the key**
 - *You can search in four different places in four different locations around the store (total of sixteen places to look). You have four tries; on the fifth try, you will have to stop. You can try again the next time the City Shadows scene appears when working.*
 - *There are two items to be found in the game:*
 - *Scott's Office (City Lights), Around the area: pills. Will appear in Backpack. This path will be continued in a future version.*
 - *Outside front door of City Shadows, Around the area: keys.*
- *Once you have the keys, try the doors again. They will now be unlocked.*
- *To end this scene, Return to the store.*
- *The first scene will be replaced after you reach its conclusion by a second, repeatable scene in this path. When given the option:*
 - *Follow the girl into City Shadows.*
- *Becca will have two options in this scene. Because this event is repeatable, you can select both of them on subsequent visits:*
 - *Watch the man in the black room.*
 - *Peek on the girl in the red room.*
- *After this scene appears, after working six more shifts, Scott will ask you to start working in City Shadows. From that time forward, you will sometimes work at City Lights and sometimes work at City Shadows, which has four repeatable and variable work scenes.*
- *The path continues with a non-repeatable work scene. When the options appear,*
 - *Sure, someone will be right there.*
 - *Get started.*
 - *Keep going.*
- *After this scene, it will be replaced in the rotation with a new scene that will appear during one of your work shifts. When the option appears, Accept the opportunity. Following this scene, Becca will be able to work at the glory-hole twice a week, even if she quits her job at the Bookstore.*

X. “Record Store” Path

1. Working

- *There are currently six randomly appearing work scenes, including those specifically described below.*

2. “Band Guy” Path

- *The first scene in this path will appear once as one of the randomly appearing work scenes in the record store. During the scene, you will receive an item that will appear in your backpack and a new character will appear on the Characters page.*
- *At least 20 shifts after his first appearance, Band Guy will return to the Record Store and invite Becca to a concert.*
- *On the Thursday following his invitation, go to Dirty Bones after 7:00pm. If you would like to continue this path, select Yes (Bodie's path will continue).*
- *This path will be continued in future updates (optional).*

3. Cassidy Path: See full Path below

XI. “Devilish Dad” Path

1. Business Card

- *This scene will appear once as one of the randomly appearing work scenes in the restaurant, after Becca has lost her Virginity.*

2. Should I Call?

- *Look at the business card in Becca’s “Lil Backpack” when she is at home. She can choose one of the three following options:*
 - *Call Mr. Jones*
 - *Do not call Mr. Jones ... yet*
 - *Throw away the card*

3. Back at the Diner

- *This scene will appear once as one of the randomly appearing work scenes in the restaurant, after Event 2.*
- *If you selected “Throw away the card” in Event 2, Becca will be given an opportunity to Reconsider and see where this goes. This choice will go to the same passage as if you selected either of the other two options. Becca will also be able to End the conversation and get back to work, which will end this Path.*

4. Date with Devilish Dad I

- *Mr. Jones will text Becca twice over the next week to set up a date.*

- On the next Friday following these texts, between 6:00pm and 8:59pm, put on a Mini-Dress or a Little Black Dress. Select “Meet Mr. Jones for our date” from the apartment Living Room or your Bedroom.
 - Continue
 - (a) Decline and find your own way home, or (b) Accept the ride home
 - If (a), Walk home. Ends the evening at Street (Home).
 - If (b), “Can I see you again?” Becca can respond, (c) Decline for now, or (d) Agree to see him again.
5. Date with Devilish Dad II
- Mr. Jones will text Becca on Monday to set up the next date.
 - On the next Tuesday following this text, the date will begin automatically you’re your Bedroom between 6:00pm and 8:59pm.
 - Let the evening begin.
 - Mr. Jones will offer Becca a proposal. She can respond in one of three ways.
 - Say ‘fuck you’ and leave.
 - NOTE: This option will end this path.
 - I hailed a taxi to head home. —> Street (Home)
 - Excuse yourself to think more about it.
 - This option will end this date but will not end the overall path.
 - Go home. —> Street (Home)
 - Continue the conversation
 - If “Continue” was selected on the previous page, Mr. Jones will invite Becca to come home with him. She has two options:
 - Beg out for tonight and head home.
 - This option will end this date but will not end the overall path.
 - Continue. —> Living Room
 - Go to his place.
 - If “Go to his place” was selected on the previous page:
 - Go inside.
 - Three options:
 - Have a drink with Charles. —> Short scene, followed by the two remaining options.
 - Excuse yourself to use the restroom. —> Short scene, followed by a choice to move forward (final option) or end the evening (ends the date, but not the path).
 - Skip the drink and move the night forward.
 - If you selected to move the night forward on any of the previous screens, the following options will appear on several separate, sequential scenes.

- Green. *Two separate scenes. The date will automatically end after the second scene.*
- Yellow. *Two separate scenes. Each one ends with the Green or Red options.*
- Red. *This option will end the date, but not the overall path, whenever it is selected.*

6. Date with Devilish Dad III

- *Following the second date, BDSM text will become available to read on the Erotic Literature website on Becca's laptop.*
- *Becca should call her sister Emily after Event 5. Emily will text Becca within an hour after that call ends.*
- *On the Wednesday evening after talking to Emily, after 7:00pm, Mr. Jones will call Becca. If you choose not to answer, he will try again the following Wednesday. When you answer, he will set up a date (with some conditions).*
- *The date will begin automatically in your Bedroom on the following Friday after 6:00pm.*
- *Go on date with Mr. Jones.*
- *Continue.*
- *Tell the truth or Lie and be punished. Either option can be selected for a different scene. Both scenes then offer the following two options:*
 - *Green.*
 - *Red. This will end the date, but not the overall path.*
- *If Green was selected, the following options appear. These scenes can be selected in any order, with exceptions noted:*
 - *Play with warmth against your body*
 - *Stimulate you with Ice*
 - *Engage in Wax Play*
 - *Eat your Pussy*
 - *Penetrate and ride you while restrained*
 - *Fuck you from beneath your bound wrists*
 - *Flip you over and fuck you from behind*
 - *Release you and reach orgasm. At the end of this option, only the next option ("Enjoy his kisses ...") will be available.*
 - *Enjoy his kisses and snuggles after play. This option can be selected at any point and will end the date.*
 - *RED and end the evening. This option can be selected at any point and will end the date.*

7. Date with Devilish Dad IV

- *Following Event 6, on Sunday, Mr. Jones will call Becca, setting the next date for Tuesday night at 8:00pm. He will follow up with a text message on Monday.*
- *Mr. Jones will text Becca about 8:00pm, when he arrives. Leave the apartment and Go outside. Scene will begin automatically.*
- *Go inside.*
- *Continue.*
- *You will have several options here:*
 - *Set your kink list now. This will bring up the Kink Diary. See below.*
 - *Offer yourself to your Dom. Progresses the scene.*
 - *Say goodnight and goodbye to Devilish Dad (ends path).*
- *Go serve your Master.*
- *Accept your punishment.*
- *Several options appear, depending on the Kink List settings:*
 - *Tie you to a table and force you to cum. Appears if the following are Yellow or Green: Bondage, Electrostimulation, and Orgasm Control and Denial.*
 - *Discipline you with a flogger. Appears if the following are Yellow or Green: Bondage and Impact Play.*
 - *Fuck your face with force. Appears if the following are Yellow or Green: Bondage and Penetration Play.*
 - *Gag you and fuck both your holes. Appears if the following are Yellow or Green: Bondage, Gaggling, and Humiliation.*
 - *Beg for his cock and cum. Appears if the following are Yellow or Green: Bondage and Humiliation.*
 - *Fall into his arms for Aftercare. This option only appears after one of the above options has been selected. Ends scene.*
- *Mr. Jones will call Becca the next day (Wednesday) afternoon. This conversation is responsive to the nicknames selected in the Kink Diary.*

This path will continue in a future version.



There are two options in the Kink Diary: *Getting Kinky* and *Nicknames*. These allow you to control aspects of Becca’s kink experience. *Getting Kinky* allows you to set certain kinks as either *Red*, *Yellow*, and *Green*. Scenes involving kinks that have been set to *Red* will not appear in the game. *Yellow* and *Green* will both appear, but *Green* events will have a more positive effect on Becca. *Nicknames* allows you to select what Becca will call her kink partner(s) and what they will call her.

XII. Tyler Path

There are two ways to begin this Path. The first four scenes will not repeat, even if you quit your job as a bartender or start working as a bartender in the middle of the sequence:

1. *If Becca works as a Bartender:* This path consists of five sequential scenes that will appear randomly among the work scenes. The first four scenes are short scenes of increasing intensity. The fifth scene with Tyler will randomly repeat as a work scene. To see the full scene each time, always choose to Continue / Take another shot. You can also end the scene at several points prior to its conclusion.
2. *If Becca does not work as a Bartender:* This path consists of five sequential scenes that will appear randomly when you “Sit at the bar.” Otherwise content is as above, but the media throughout the event is different.

This path will continue in a future version.

XIII. Jasmynn Path

1. Meeting Jasmynn
 - The first scene in this path will appear once as one of the randomly appearing work scenes in the Bar. *During the scene, you will receive an item that will appear in your backpack and a new character will appear on the Characters page.*
2. Should I call her?
 - *Look at the business card in Becca's "Lil Backpack" when she is at home. She can choose one of the three following options:*
 - Call Jasmynn.
 - Do not call Jasmynn.
 - Throw away her card. *This option will end this path.*
 - *If Becca calls Jasmynn, Jasmynn will text Becca a few days later. Jasmynn will invite Becca to the coffee shop.*
3. Coffee with Jasmynn 1
 - *From her Bedroom, Becca will have the option to meet Jasmynn at the coffee shop Thursday morning between 9:00am and 10:59am. She can select either of the following options:*
 - Yes. *This will begin the coffee date with Jasmynn.*
 - No, toss her card. *This option will end this path.*
4. Coffee with Jasmynn 2
 - *To begin this Event, Becca will have to text Jasmynn any day following Event 3.*
 - *Get dressed and go to the Coffee Shop between 10:00am and 11:59am the following Tuesday. Jasmynn will be there waiting for your meeting.*
 - *Go sit with Jasmynn.*
 - *Jasmynn will ask several questions. Then she will give you the opportunity to ask her several questions. When you are finished, you can leave.*
 - *If you miss this date, Jasmynn will text Becca and give her the opportunity to try again. Repeat the above instructions.*
5. Meeting "The Girls"
 - *Jasmynn will text Becca to let her know when to meet "the girls" at Spencer's. She will send a second text slightly changing the plans. Becca should agree to the date.*
 - *Get dressed and go to Spencer's Hotel Bar on Thursday between 7:00pm and 8:59pm following the above texts.*
 - *Talk to each of the girls and ask all available questions. During one of the questions, Amber will comment on Becca's outfit. For the best response, your outfit should have Comfy at less than 32, Professional at more than 25, and the difference between Professional and Naughty should be less than 7.*

6. Testing the Waters—the First Date

- *Jasmynn will call Becca to tell her when and where to meet for her first “test” date. Becca should agree to the date.*
- *Get dressed and go to Spencer’s Hotel Bar on Sunday between 7:00pm and 8:59pm following the above call. The scene will progress automatically.*

7. The Second Date (Gala)

- *Jasmynn will text Becca on the Monday following Event 6 (the next day), pay her for the first date, and offer her a second date. This event has several parts:*
- *Clothes Shopping with Amber*
 - *Amber will text Becca on the Tuesday following Event 6 to invite her to meet at a new location, Windsor, on Thursday at 4:00pm.*
 - *Go to Uptown on Thursday at 4:00pm.*
 - *Go to Windsor.*
- *The Gala*
 - *Amber will text Becca to let her know that the girls will pick her up on Saturday at 8:00pm.*
 - *Change your clothes in your Bedroom to wear the Evening Gown (listed under Dresses) and High Heels (listed under Shoes), prior to 8:00pm on Saturday. (If you don’t already own High Heels, you can purchase them at the Clothing Boutique.)*
 - *Giada will text Becca when the girls arrive.*
 - *At the Gala, there are several available actions:*
 - *Get a drink. If Becca drinks seven times, she will be unable to continue and will go home.*
 - *Talk to Amber and Giada. Talk to them twice.*
 - *Flirt with Steve. One-time scene.*
 - *Invite Steve to the suite. Becomes available after talking with Amber and Giada twice and after Flirting with Steve. This option will move the scene into the next section.*
 - *Say goodnight and go home. Ends scene.*
- *The After-Party*
 - *Several actions are available here:*
 - *Peek on Amber (repeatable).*
 - *Peek on Giada (repeatable).*
 - *Slip into something more comfortable. Leads to sex scene.*
 - *Say goodnight and go home. Ends scene.*

8. The Third Date (Sushi)

- *Jasmynn will text you on a free Tuesday following Event 7.*

- Go to Spencer's on Thursday at 8:00pm. The date will begin automatically.
 - Jasmynn will text you and transfer money into your Bank Account after the date.
9. The Fourth Date (Lunch)
- Jasmynn will text you on a free Monday following Event 8.
 - A car will be waiting for you on the Street outside your Apartment on Wednesday between 11:00am and 12:00pm.
 - Wardrobe requirement: Outfit Total: Professional must be at least 18. This value can be checked in the Wardrobe (in your Bedroom) and on the Statistics page. If this value is lower than 18, you will be sent home and will not be paid.
 - Jasmynn will text you and transfer money into your Bank Account after the date.

This path will continue in a future version.

XIV. Cassidy Path

NOTE: This path begins when you start working at the Record Store.

1. *Becca admiring Cassidy working with customers. Randomly appearing as a work scene at the Record Store. Repeats.*
2. *Becca visits Cassidy in her office. Appears as a work scene at the Record Store after Event 1. One-time scene.*
3. *Cassidy will invite Becca to the Coffee Shop. Randomly appearing as a work scene at the Record Store. One-time scene.*
4. Drinks with the Record Store Crew
 - *Cassidy will invite Becca to have drinks at the end of a work shift. Randomly appearing as a work scene at the Record Store. One-time scene.*
 - Go to the bar with Cassidy.
 - Call the group over.
 - Go home.
5. A Date with Cassidy
 - *Cassidy will invite Becca on a date on a Monday after Event 4, if Becca has a high level of bi-curiosity/bi-sexuality (see below). Appears as a work scene at the Record Store. One-time scene.*
 - *The date will occur as a work scene on the Wednesday after the invitation in the previous step.*
 - Yes, go to Cassidy's.
 - Go to Cassidy's. Begins sex scene.
 - *The scene will continue until manually ended.*

- Yes, god yes *or* Not tonight.
6. More Coffee
- Cassidy will text Becca the next morning after Event 5. The path will continue if you respond “Yes, definitely.”
 - Cassidy will invite Becca to the Coffee Shop at a work shift after the above text.
 - Take a break.
 - Go to the coffee shop.
 - You have three options, that will determine future progress. Either:
 - Just keep things platonic at work (ends path);
 - Explore a Girlfriend-with-Benefits relationship; or
 - See where the relationship goes with Cassidy (Romance path)
[Only available if Romance statistic is 75 or higher.]

This path will continue in a future version.

To raise Becca’s bi-curiosity/bi-sexuality:

- Watch “Girl-on-girl” porn on your Laptop in your Bedroom. *Repeatable.*
- Purchase the book *Tipping the Velvet* by Sarah Waters at the Bookstore. Read it in your Bedroom. *Statistical impact on first reading only.*
- Purchase the e-book *Bouquet of Gardenias* by Judy Kemp in the e-bookstore on your Laptop in your Bedroom. Read it on your Laptop. *Statistical impact on first reading only.*
- **Halloween Party:** Dance for a bit.
- **Abby Path:** Events 1, 2, 3, 5, 6, 7
- **Cassidy Path:** All events

Endings

I. Evicted (Bad End)

- *As Bobby told Becca during the Preface, she owes \$450 each month for rent.*
- *On the first day of each month, Bobby or Shaun will visit Becca's room before 9:00am.*
- *If you have the money in cash, you can choose to pay rent or not pay rent.*
- *If you do not have enough money in cash (even if you have more in the Bank), or you choose not to pay rent, you can ask him for more time.*
 - *The first time, he will agree to give you an extra week.*
 - *The second time, he will need a little more convincing. If you choose this option, Becca will give him a blowjob.*
 - *The third time, he will need even more convincing for the extra week. If you choose this option, Becca will fuck him.*
- *If he gives you an extra week to pay, you can pay your rent directly to either Bobby or Shaun at any time during the week as long as you have enough money in cash.*
- *If you have not paid him during the week, either Bobby or Shaun will visit Becca's bedroom before 9:00am on the 8th of the month, and the same options will appear as on the 1st.*
- *Becca will be evicted if she*
 1. *Does not request more time on the first of the month.*
 2. *Does request more time, but doesn't pay rent by the morning of the eighth.*

II. Didn't Pay Dad (Bad End)

- *Becca has to pay her Dad \$500 on the first of each month. You have to open a Bank Account at the Bank and have at least \$500 in the Bank in order to pay this.*
- *You can use the Bank machines to Deposit money into your account. Bank machines are Uptown, Downtown, and in the Convenience Store.*
- *On the 1st of the month, you can either use a Bank machine or the Ca\$hBank app on your phone to transfer money to your Dad.*
- *If you do not pay, the loan amount will add up. If the total owed ever reaches \$1500 (3 months), you will have to move back home to your family, and the game will end.*