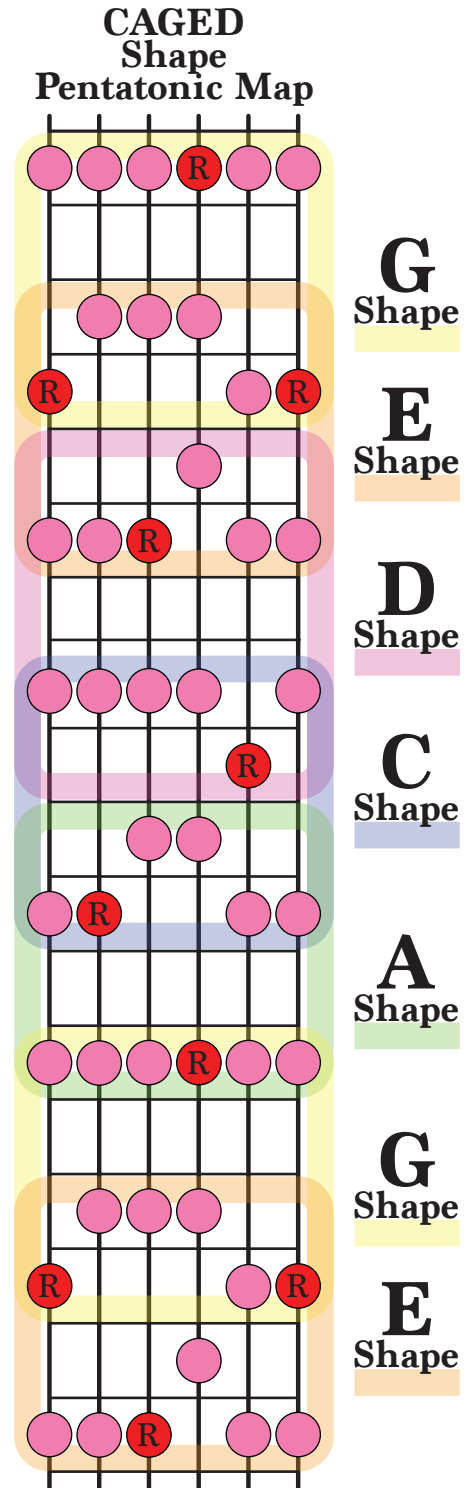
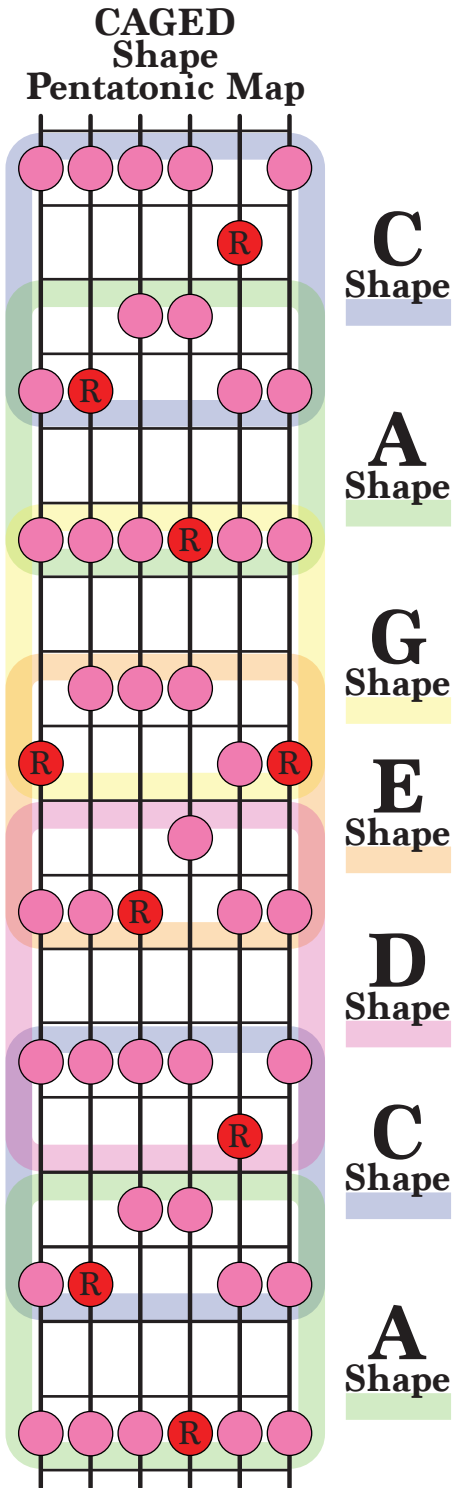
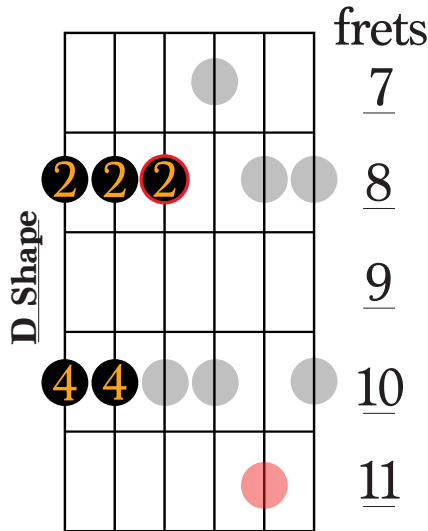


Pentatonic Pit Stop



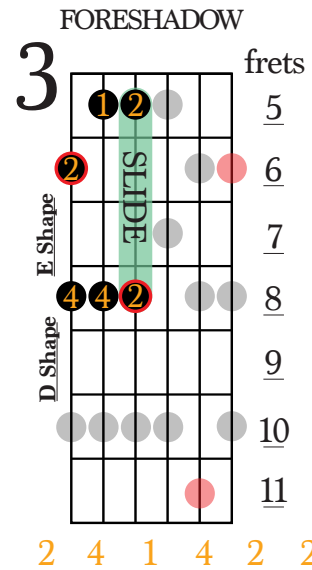
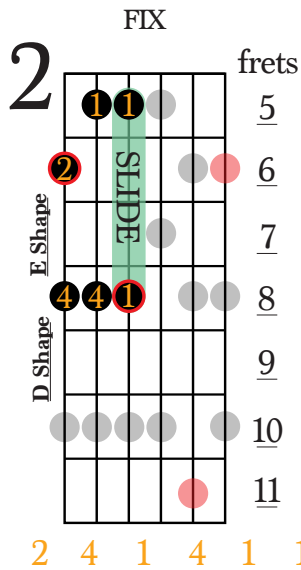
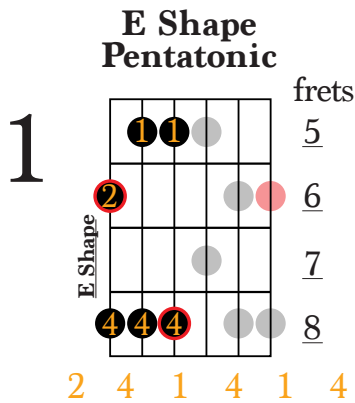
Fix or Foreshadow



In the previous lesson, we discussed multiple fingerings for the D shape Pentatonic scale.

In this “Fix or Foreshadow” exercise, I’ve chosen the fingering to the left. This isn’t a complete scale, but we’ll make it work for this exercise.

You’re welcome to try more variations of this exercise with alternate D Shape fingerings, but I won’t be covering them here.



T			
A			
B	6-8	5-8	5-8
	1 + 2 + 3 + 4 +	1 + 2 + 3 + 4 +	1 + 2 + 3 + 4 +

CONTINUE ON NEXT PAGE

Fix or Foreshadow

4 frets

2 4 1 4 4 2

5 frets

FORESHADOW

2 4 1 1 4 2

6 frets

FIX

2 4 2 2 4 2

TAB	TAB	TAB
B	B	B
6 8 5 8 10 8	6 8 5 8 10 8	6 8 5 8 10 8
1 + 2 + 3 + 4 +	1 + 2 + 3 + 4 +	1 + 2 + 3 + 4 +

7 frets

2 4 4 2 4 2

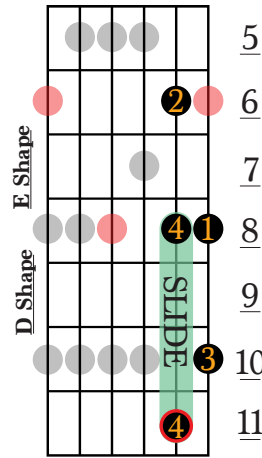
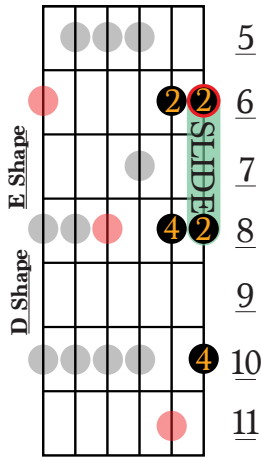
8 frets

2 2 4 2 4 2

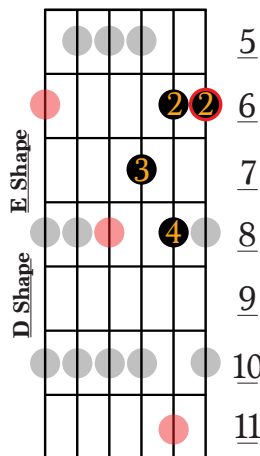
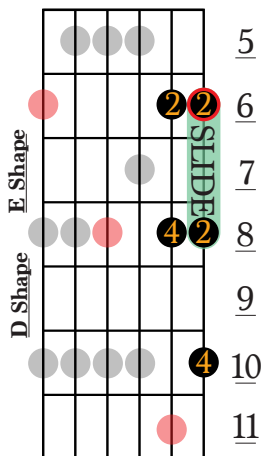
TAB	TAB
B	B
6 8 10 8 10 8	6 8 10 8 10 8
1 + 2 + 3 + 4 +	1 + 2 + 3 + 4 +

Practice

This practice tune will move between the E shape and D shape. As usual, start with the written fingering and keep an eye on fix and foreshadow situations. Once you're comfortable with my recommended fingering, feel free to adjust to your liking.

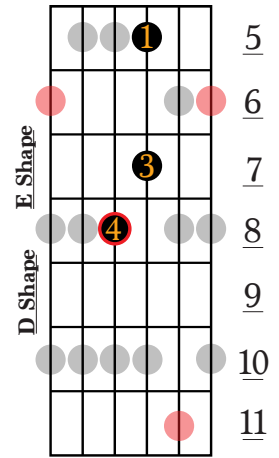
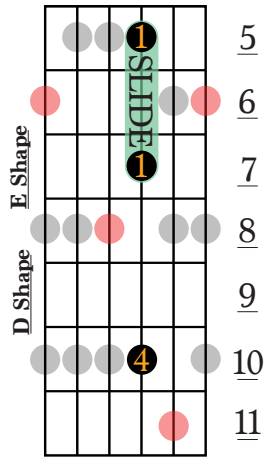
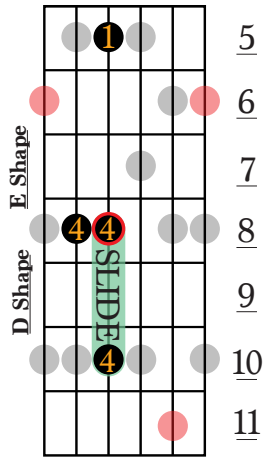


	2 4 2 2 4 2	2 4 4 1 3
T	8-10-8-6 8 6	6-8-11 8 10
A		
B		
	1 + 2 + 3 + 4 +	1 + 2 + 3 + 4 +



	2 4 2 2 4 2	2 4 2 3
T	8-10-8-6 8 6	6-8 6 7
A		
B		
	1 + 2 + 3 + 4 +	1 + 2 + 3 + 4 +

Practice

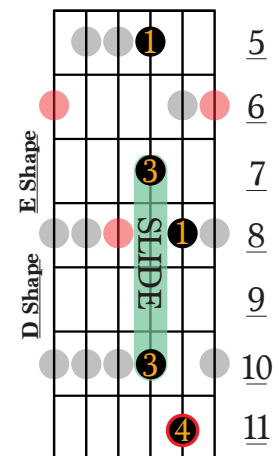
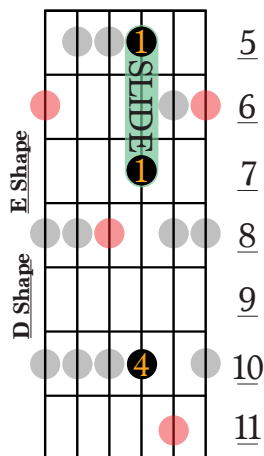
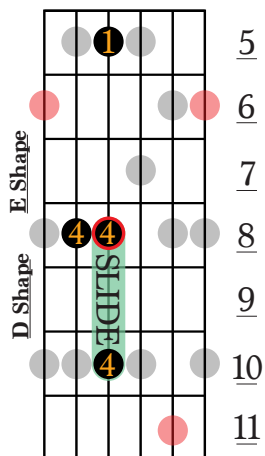


4 1 4 4 1 4 1 1

1 3 1 4 4

T			
A		7—10—7—5	5—7—5
B	8—5—8—10		8—8

1 + 2 + 3 + 4 + 1 + 2 + 3 + 4 + 1 + 2 + 3 + 4 + 1 + 2 + 3 + 4 +



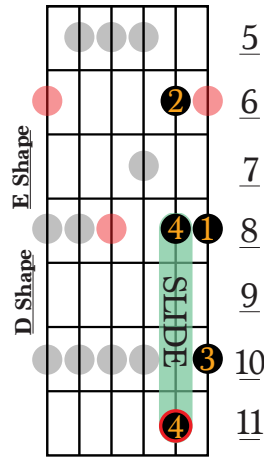
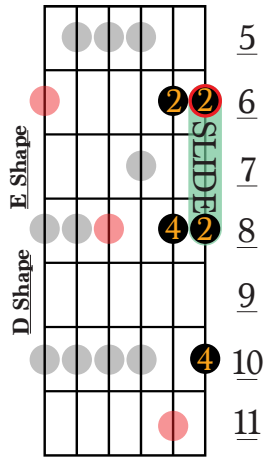
4 1 4 4 1 4 1 1

1 3 3 1 4

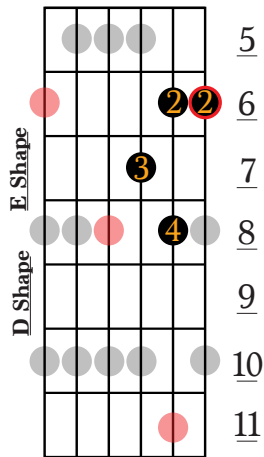
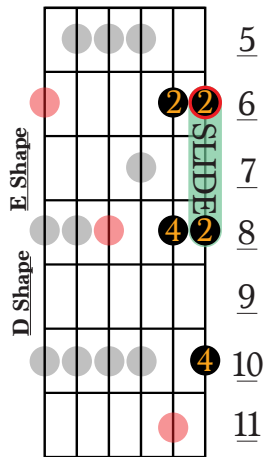
T			
A		7—10—7—5	5—7—10—8—11
B	8—5—8—10		

1 + 2 + 3 + 4 + 1 + 2 + 3 + 4 + 1 + 2 + 3 + 4 + 1 + 2 + 3 + 4 +

Practice



	2 4 2 2 4 2	2 4 4 1 3	
T	8-10-8-6	8-6	6-8-11
A			
B			
	1 + 2 + 3 + 4 +	1 + 2 + 3 + 4 +	1 + 2 + 3 + 4 +



	2 4 2 2 4 2	2 4 2 3	
T	8-10-8-6	6-8	7
A			
B			
	1 + 2 + 3 + 4 +	1 + 2 + 3 + 4 +	1 + 2 + 3 + 4 +